



Russian Ministry of Science and Higher Education Ulyanovsk State University	Form	
F-Working Discipline Program		



APPROVED
 by the decision of the Academic Council of the
 Institute of Medicine,
 Ecology and Physical Culture of USU
 dated May «12» 2021. Protocol No. 9/229
 Chairman /Midlenko V. I./
 (signature, transcript of signature)
 «12» May 2021.

WORKING PROGRAM OF THE DISCIPLINE

Discipline:	Obstetrics and Gynecology
Faculty	Medical
Department	<u>Obstetrics and Gynecology (AH)</u>
course	4,5,6 (7-8-9-A-B semesters)

Direction (specialty) 31.05.01. "General Medicine" (with the development of part of the program in English)

(code of the direction (specialty), full name))

Form of training full-time
full-time, part-time, part-time (indicate only those that are implemented)

Date of introduction to the educational process of USU: **"01 " September 2021**

The program was updated at the meeting of the department: protocol №1. 01.09.2022

The program was updated at the meeting of the department: protocol №1 31.08.2023


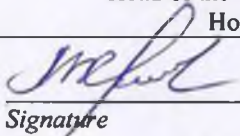
The program was updated at the meeting of the department: protocol №1 30.08.2024


The program was updated at the meeting of the department: protocol № _____ 20__

The program was updated at the meeting of the department: protocol № _____ 20__

Information about developers:

FCS	Department	Position, academic degree, title
Tadzhieva V. D.	Obstetrics and Gynecology (AG)	Docent of the Department of Obstetrics and Gynecology
Marinova O. A.	Obstetrics and Gynecology (AG)	Assistant of the Department of Obstetrics and Gynecology

AGREED	AGREED
Head of the Department of Obstetrics and Gynecology, implementing the discipline	Head of the Graduate Department of Hospital Therapy
 Trubnikova L. I. Signature	 / Vise-Khripunova M.A./ Signature
«12» мая 2021 г.	«12» мая 2021 г.

Russian Ministry of Science and Higher Education Ulyanovsk State University	Form	
F-Working Discipline Program		

1. GOALS AND OBJECTIVES OF THE DISCIPLINE DEVELOPMENT:


Objectives of the discipline: training of a highly qualified doctor who has certain knowledge in the field of obstetrics and gynecology, taking into account further training and professional activity in the specialty "**General Medicine**". Based on the knowledge of normal, pathological anatomy, topographic anatomy, normal and pathological physiology of the female reproductive system, symptomatology of the most important forms of pathological conditions of the female genital organs, the student should be able to logically justify the diagnosis of diseases, to carry out differential diagnostics, therapy, prevention and rehabilitation of pregnant women, women in labor and maternity, gynecological patients, to be able to provide medical assistance in emergency conditions to pregnant women, women in labor, newborns and patients with gynecological diseases. Master the algorithm for conducting physiological pregnancy and childbirth in occipital presentation in accordance with the procedure for providing medical care and federal clinical recommendations, conducting physiological pregnancy and childbirth to the reception of normal childbirth.

Tasks of mastering the discipline:

1. Familiarization with the organization of the work of obstetric and gynecological hospitals, women's consultations, the main indicators of their activities, regulatory and legal documentation regulating the work of medical institutions.
2. Independent registration of medical documentation (birth history, medical history of a gynecological patient, outpatient cards of women).
3. Readiness to collect and analyze complaints of pregnant women, gynecological patients, their anamnesis data, examination results, laboratory, instrumental, pathologic-anatomical and other studies in order to recognize the condition or establish the fact of the presence or absence of the disease
4. Mastering the main stages of medical and diagnostic work with pregnant women, women in labor and maternity hospitals, gynecological patients in the process of independent medical activity with the control and correction of its teacher leading practical classes.
5. The ability to assess morphofunctional, physiological states and pathological processes in a woman's body for solving professional problems in the field of obstetrics and gynecology
6. The ability to prescribe treatment and monitor its effectiveness and safety
7. Assimilation and consolidation of practical skills and abilities on the simulator and at the bedside of a pregnant woman, a woman in labor, a maternity hospital and a gynecological patient
8. Formation of the ability to make and justify a clinical diagnosis, to conduct a differential diagnosis of pathological conditions of pregnant women, women in labor, maternity and gynecological patients, complications of pregnancy, childbirth and the postpartum period, gynecological diseases., with the appointment of treatment, prevention and rehabilitation.

2. THE PLACE OF DISCIPLINE IN THE STRUCTURE OF THE OPOP:

The study of obstetrics and gynecology is carried out in 4-6 courses (7-8-9-A-B semesters). In accordance with the Federal State Educational Standard, the discipline B1.O.27 "Obstetrics and Gynecology" refers **to the basic part of the professional cycle.**


Russian Ministry of Science and Higher Education Ulyanovsk State University	Form	
F-Working Discipline Program		

The total labor intensity is 12 ZET (432 academic hours)

The basic foundation for studying the subject is laid at the junior courses, at the departments of anatomy, physiology, biochemistry, pharmacology, propaedeutics of internal diseases and radiation diagnostics, general surgery (previous training). In parallel, the study of pathological physiology, pathological anatomy, microbiology, immunology, virology is carried out at the relevant departments. To study the discipline, you need knowledge, skills and skills formed by previous disciplines/practices:

**The list of competencies in
the discipline of Obstetrics and gynecology in the specialty 31.05.01
"General Medicine" (with the development of part of the program in English),
indicating the stages of their formation in the process of mastering OPOP**

semesters	Disciplines	competencies		
		OPC-5	OPC-7	PC-2
7,8,9,A,B	Obstetrics and gynecology	+	+	+
1-2	Biology	+		
1-3	Anatomy	+		
2	Embryonic development of body tissues	+		
2,3	Histology, embryology, cytology	+		
2,3	Biochemistry	+		
3	Neuroanatomy	+		
3,4	Normal physiology	+		
3,4	Microbiology, virology	+		
4	Physiology of visceral systems	+		
4,5	General surgery. Introduction to the specialty.		+	
5,6	Propaedeutics of internal diseases	+	+	+
4,5	General surgery. Introduction to the specialty		+	+
4	Immunology		+	
5,6	Pathological anatomy	+		+
5,6	Pharmacology		+	
5,6	Pathophysiology, clinical pathophysiology	+		
7	Dentistry		+	+
7,8	Neurology, medical genetics, neurosurgery			+
7	Otorhinolaryngology			+
7-8	Pediatrics			+
7,8	Faculty therapy		+	+
7,8	Faculty Surgery			+
8	Dermatovenerology		+	+
8	Urology and andrology			+
9	Psychiatry, medical psychology		+	+
9	Clinical psychology		+	


Russian Ministry of Science and Higher Education Ulyanovsk State University	Form	
F-Working Discipline Program		

9	Ophthalmology			+
9	Endocrinology		+	+
9-11	Hospital surgery, pediatric surgery		+	+
9-10	Infectious diseases		+	+
9,A,B,C	Hospital therapy		+	+
9,A,B,C	Outpatient therapy		+	
A	Forensic medicine	+		+
A	Traumatology, orthopedics			+
B	Topical issues of gynecology			+
B	Anesthesiology, intensive care and intensive care		+	
B	Clinical Pharmacology		+	
C	Topical issues of internal diseases			+
C	Clinical electrocardiography			+
C	Surgical gastroenterology and endoscopy			+
C	Oncology, radiation therapy		+	+
C	Radiation diagnostics			+
C	Modern aspects of oncology			+
C	Phthisiology		+	+
C	Diagnosis and treatment of extrapulmonary tuberculosis			+
C	Current issues of HIV infection			+
2	Therapeutic patient care			+
2	Care of surgical patients	+		
2	Assistant to the junior medical staff			+
4	Preparation for clinical practice			+
4	Assistant Ward Nurse			+
5	Diagnostic practice			+
5	Dialogue between a doctor and a patient (diseases of the gastrointestinal tract)			+
5	The doctor's dialogue with the patient (diseases of the excretory system)			+
5	Dialogue between a doctor and a patient (diseases of the respiratory system)			+
6	Dialogue between a doctor and a patient (diseases of the cardiovascular system)			+
9	Analysis of a scientific text (gynecology)			+
7	Analysis of a scientific text (obstetrics)			+
9	Analysis of a scientific text (therapy)			+
A	Analysis of a scientific text (surgery)			+
6	Assistant Nurse			+
6	Practice on obtaining professional skills and professional experience in			+


	the positions of secondary medical personnel			
8	Assistant to the doctor of an inpatient institution	+		+
A	Assistant doctor of an outpatient clinic		+	
C	Preparation for passing and passing the state exam	+	+	+

3. THE LIST OF PLANNED RESULTS OF TRAINING IN THE DISCIPLINE "OBSTETRICS AND GYNECOLOGY", CORRELATED WITH THE PLANNED RESULTS OF THE DEVELOPMENT OF THE MAIN PROFESSIONAL EDUCATIONAL PROGRAM 31.05.01. "General Medicine" (with the development of part of the program in English)

Code and name of the implemented competence	The list of planned learning outcomes for the discipline (module), correlated with indicators of achievement of competencies
OPC-5. The ability to assess morphofunctional, physiological states and pathological processes in the human body for solving professional tasks	IDK-1 OPC₅ To know: the structure, topography and development of cells, tissues, organs and systems of the body in interaction with their function in normal and pathological conditions, features of the organizational and population levels of life organization; anatomical and physiological, age-sex and individual features of the structure and development of a healthy and large organism; the structure of the human body in relation to the function and topography of systems and organs, the functional systems of the human body, their regulation and self-regulation when exposed to the external environment in normal and pathological conditions; the physico-chemical essence of the processes occurring in a living organism at the molecular, cellular, tissue and organ levels; the main laws of the development and vital activity of the body based on the structural organization of cells, tissues and organs; histo-functional features of tissue elements, methods of their research; classification, morphology and physiology of microorganisms and viruses, their impact on human health, methods of microbiological diagnostics, the use of basic antibacterial, antiviral and biological drugs; the device of a microbiological laboratory and rules; principles of classification of microorganisms, features of the structure and vital activity; methods of isolation of pure cultures of aerobic and anaerobic bacteria and methods of virus cultivation; fundamentals of microbial genetics; the essence of biotechnology, concepts and principles of genetic engineering, preparations obtained by genetic engineering methods; basic concepts and problems of the biosphere and ecology, the phenomenon of parasitism and bioecological diseases; functional systems of the human body, their regulation and self-regulation when exposed to the external environment

Russian Ministry of Science and Higher Education Ulyanovsk State University	Form	
F-Working Discipline Program		

	<p>in normal and pathological conditions; structural and functional bases of diseases and pathological processes, causes, main mechanisms of development and outcomes of typical pathological processes, disorders of the functions of organs and systems; - the structure and functions of the human immune system, its age characteristics, cellular and molecular mechanisms of development and functioning of the immune system, the main stages, types, genetic control of the immune response, methods of immunodiagnostics; methods of assessing the immune status, indications and principles of its assessment, immunopathogenesis, methods of diagnosing the main diseases of the human immune system, types and indications for the use of immunotropic therapy; general laws of the origin and development of life, anthropogenesis and ontogenesis of man; the main laws of the development and vital activity of the body based on the structural organization of cells, tissues and organs; the concepts of etiology, pathogenesis, morphogenesis, pathomorphosis of disease, nosology, principles of classification of diseases, the basic concepts of general nosology; the role of causal factors and pathogenic conditions in the occurrence of typical pathological processes and diseases; primary pathological reactions; the development of cause-and-effect relationships in the pathology of the whole organism; the importance of the reactivity of the body in the occurrence, development and outcome of typical pathological processes and diseases; the laws of pathogenesis and sanogenesis of typical pathological processes and diseases; the stages of development of typical pathological processes and diseases, their complications and outcomes; syndromes and symptoms of the most common diseases; etiologic, pathogenetic and symptomatic principles of treatment of complications of pregnancy, childbirth and postpartum periods, and gynecological diseases.</p> <p>ID-2 OPC₅ Be able to: use educational, scientific, popular scientific literature, the Internet for professional activities; palpate the main bone landmarks on a person, outline the topographic contours of organs and the main vascular and nerve trunks; explain the nature of deviations in the course of development that they can lead to the formation of variants of anomalies and defects; palpate the main bone landmarks on a person, outline the topographic contours of organs and the main vascular and nerve trunks; visually assess and record changes in the organs and tissues of the corpse, justify the nature of the pathological process and its clinical manifestations; give a conclusion about the cause of death and formulate a pathoanatomic diagnosis use physical, chemical and biological equipment; work with magnifying equipment (microscopes, optical and simple magnifiers); give a histophysiological</p>
--	---

Russian Ministry of Science and Higher Education Ulyanovsk State University	Form	
F-Working Discipline Program		

	<p>assessment of the state of various cellular, tissue and organ structures; describe morphological changes in the studied macroscopic, microscopic preparations and electronograms; interpret the results of the most common methods of functional diagnostics used to detect pathology of blood, heart and blood vessels, lungs, kidneys, liver and other organs and systems; to recognize changes in the structure of cells, tissues and organs in connection with various physiological and protective-adaptive reactions of the body. evaluate the results of electrocardiography; spirometry; thermometry; hematological parameters; distinguish normal levels of metabolites in the blood serum (glucose, urea, bilirubin, uric acid, lactic and pyruvic acids, etc.), read the proteinogram and explain the reasons for the differences; interpret the data of enzymological studies of blood serum; explain the mechanisms of development and manifestation of diseases, as well as the mechanisms of action of various principles of treatment and prevention. to register ECG in experimental animals and humans, to determine the main types of arrhythmias, signs of ischemia and myocardial infarction from ECG data; to conduct a cytological assessment of inflammatory exudate and determine phagocytic activity; to calculate and analyze the leukocyte formula; according to the hemogram data, formulate, register and analyze the coagulogram indicators; apply the main antibacterial, antiviral and biological drugs; evaluate possible manifestations of drug overdose and ways to eliminate them; morphological changes in the studied macroscopic, microscopic drugs and electronograms; determine and evaluate the results of electrocardiography; spirometry; thermometry; hematological indicators; distinguish normal values of metabolite levels in blood serum (glucose, urea, bilirubin, uric acid, lactic and pyruvic acids, etc.) from pathologically altered ones, read the proteinogram and explain the reasons for the differences; interpret the data of enzymological studies of blood serum; diagnose pathogens of human parasitic diseases on the preparation, slide, photos; conduct microbiological and immunological diagnostics; analyze the issues of general pathology and modern theoretical concepts and trends in medicine; to characterize and evaluate the levels of organization of the human immune system, to assess the mediator role of cytokines; to justify the need for a clinical and immunological examination of the patient, to interpret the results of assessing the immune status according to level 1 tests; to interpret the results of the main diagnostic allergological tests; to justify the need for the use of immunocorrective therapy; to palpate the main bone landmarks on a person, to outline the topographic contours of organs and the main vascular and nerve trunks; explain the nature of deviations in the course of development that can</p>
--	---

	<p>lead to the formation of variants of anomalies and defects.</p> <p>ID-3 OPC₅ Possess: methods of assessing the anatomical, physiological and pathological conditions of a woman; methods of physical examination of women in any period of life and condition.</p>
<p>OPC-7. The ability to prescribe treatment and monitor its effectiveness and safety</p>	<p>IDK-1 OPC₇ Know: classification and main characteristics of medicines, pharmacodynamics and pharmacokinetics indications and contraindications for the use of medicines, side effects; general principles of prescribing and composing prescription prescriptions of medicines; treatment methods and indications for their use; the mechanism of therapeutic action of physical therapy and physiotherapy, indications and contraindications to their appointment, features of their use types and methods of modern general anesthesia (mask, endotracheal, intravenous), prevention of postoperative pulmonary complications, clinical and pharmacological characteristics of the main groups of drugs and rational choice of specific drugs in the treatment of major pathological syndromes of diseases and emergency conditions in patients, including the basics of anti-doping legislation.</p> <p>ID-2 OPC₇ Be able to: use physical, chemical and biological equipment; classify chemical compounds based on their structural formulas; predict the direction and result of physico-chemical processes and chemical transformations of biologically important substances; use the IUPAC nomenclature for compiling names according to formulas of typical representatives of biologically important substances and medicines; analyze the effect of medicines according to the totality of their pharmacological properties and the possibility of their use for therapeutic treatment; prescribe prescriptions for medicines, use various dosage forms in the treatment of certain pathological conditions based on the characteristics of their pharmacodynamics and pharmacokinetics; apply basic antibacterial antiviral and biological to evaluate possible manifestations of drug overdose and ways to eliminate them; to formulate indications for the chosen method of treatment, taking into account etiotropic and pathogenetic agents, to justify pharmacotherapy in a particular patient with major pathological syndromes and urgent conditions, to determine the route of administration, regimen and dose of drugs, to evaluate the effectiveness and safety of the treatment; to apply various methods of drug administration.</p> <p>ID-3 OPC₇ Possess: methods of analysis of clinical, laboratory and instrumental data for determining the algorithm of</p>

	management of a pregnant woman, a woman in labor and a maternity hospital, and a gynecological patient, drawing up drug and non-drug treatment regimens.
PC-2 Readiness to collect and analyze patient complaints, his anamnesis data, examination results, laboratory, instrumental, pathologic-anatomical and other studies in order to recognize the condition or establish the fact of the presence or absence of the disease	<p>To know: diagnostic methods, diagnostic capabilities of methods of direct examination of a woman of an obstetric and gynecological profile; modern methods of clinical, laboratory, instrumental examination of women (including endoscopic, X-ray methods, ultrasound diagnostics).</p> <p>Be able to: determine the status of a pregnant woman, a woman with a gynecological disease: collect anamnesis, conduct a survey of the patient and/or his relatives, conduct a physical examination of the woman (examination, palpation, auscultation); conduct a primary examination of the systems and organs: respiratory, cardiovascular, blood and hematopoietic organs, digestive, endocrine and urinary; outline the scope of additional studies in accordance with the prognosis of pregnancy and gynecological disease, to clarify the diagnosis and obtain a reliable result.</p> <p>Possess: methods of general clinical objective examination (questioning, examination, palpation, percussion, auscultation) in pregnancy and diseases of the genitals; interpretation of the results of laboratory, instrumental diagnostic methods in pathology</p>

4. THE TOTAL LABOR INTENSITY OF THE DISCIPLINE

4.1. The volume of the discipline in credit units (total) 12

4.2. The volume of discipline by type of academic work (in hours) 432 hours

Type of educational work	Number of hours (form of study full-time)					
	Total according to the plan	Including semesters				
		7	8	9	A	B
1	2	3	4	5		
Contact work of students with the teacher in accordance with the UP / including in an interactive form	282/45 *282/45	56/6 *56/6	74/9 *74/9	44/9 *44/9	36/9 *36/9	72/12 *72/12
Classroom classes:	282	56	74	44	36	72
* Lectures (including PrP)*	54 *54	10 *10	12 *12	14 *14	-	18 *18
* practical	246/45	46/6	62/9	30/9	36/9	54/12

classes (including PrP)*	*228/45	*46/6	*62/9	*30/9	*36/9	*54/12
Independent work	114	16	34	28	18	18
The form of current knowledge control and control independent work: testing, counter. work, colloquium, abstract, etc. (at least 2 types)	Testing Solving problems History of childbirth Medical history Curation Report	Testing Solving problems History of childbirth Curation Report		Testing Solving problems Medical history Curation Report		Testing Solving problems Curation Report
Types of intermediate certification (exam, test)	Test exam		test		test	exam 36 ч.
Total hours in the discipline	432ч	72ч.	108ч	72ч	54ч.	90h.+36h. exam 126h
ZET	12 ZET	2 ZET	3 ZET	2 ZET	1,5 ZET	3,5 ZET

If it is necessary to use partially exclusively distance educational technologies in the educational process, the number of hours of work of teaching staff with students for conducting classes in a remote format using e-learning is indicated in the table using a slash.


** the hours of the PRP for the discipline are indicated in accordance with the UP, if the discipline provides for the performance of individual elements of work related to the future professional activities of students.*

4.3. The content of the discipline. Distribution of hours by topics and types of academic work:

Form of study __ full-time _____

Name of sections and topics	Total	Types of training sessions					The form of current knowledge control
		Classroom classes			Employment in an	Independent	
		Lectures	Practical	Laboratory			

			classes, seminars	work, workshops	inter active form	work	
1	2	3	4	5	6	7	
Section 1. Midwifery 7-8 semester							
1 Principles of organization of obstetric and gynecological care in Russia. Indicators of the activity of the obstetric hospital.	2	2					Testing
2. Ovarian-menstrual cycle	2	2					Testing
3. Physiological mechanisms of regulation of labor activity. The course and management of normal childbirth.	2	2					Testing
4. Anomalies of labor activity	2	2					Testing
5. Bleeding in the first half of pregnancy.	2	2					Testing
6. Bleeding in the second half of pregnancy, in the subsequent and early postpartum periods	2	2					Testing
7. Birth trauma of the mother and fetus	2	2					Testing
8. Preeclampsia/ Eclampsia (etiology, pathogenesis, clinic, diagnosis and treatment).	2	2					Testing
9. Caesarean section in modern obstetrics.	2	2					Testing
10. Postpartum septic diseases.		2					Testing
11. Extragenital pathology and pregnancy	2	2					Testing
1. The subject of Obstetrics. Principles of organization of obstetric and gynecological care in Russia. Indicators of the activity of the obstetric hospital.	6		6				Testing Solving problems History of childbirth Curation Report
2. The birth canal and the fetus as an object of childbirth. Obstetric terminology.	6		6				Testing Solving problems History of childbirth Curation Report
3. Biomechanism of labor in anterior and posterior types of	6/3		6		3		Testing Solving problems

Russian Ministry of Science and Higher Education Ulyanovsk State University	Form	
F-Working Discipline Program		

occipital presentation. Extensor presentation of the fetus							History of childbirth Curation Report
4. Diagnosis of early and late pregnancy. Methods of examination of pregnant women and women in labor.	6		6				Testing Solving problems History of childbirth Curation Report
5. Narrow basins. Classification, diagnosis, management of pregnancy and childbirth	6/3		6		3		Testing Solving problems History of childbirth Curation Report
6. Pelvic presentation. Features of the clinic and management of childbirth. Manual aids for pelvic presentations. Fetal extraction by the pelvic end	6/3		6		3		Testing Solving problems History of childbirth Curation Report
7. Transverse position of the fetus. The classic turn of the fetus on the leg. Fruit-destroying operations	6/3		6		3		Testing Solving problems History of childbirth Curation Report
8. Physiological mechanisms of regulation of labor activity. The course and management of normal childbirth.	6		6				Testing Solving problems History of childbirth Curation Report
9. Anomalies of labor activity	6		6				Testing Solving problems History of childbirth Curation Report
10. Physiological postpartum period. Primary and secondary treatment of newborns	6		6				Testing Solving problems History of childbirth Curation Report
11. Fetal hypoxia. Methods of diagnosis, therapy	6		6				Testing Solving problems History of childbirth Curation

							Report
12. Postpartum septic diseases.	6		6				Testing Solving problems History of childbirth Curation Report
13. Bleeding in the first half of pregnancy. Immunological incompatibility of mother and fetus. Hemolytic disease.	6		6				Testing Solving problems History of childbirth Curation Report
14. Bleeding in the second half of pregnancy, in the subsequent and early postpartum periods	6		6				Testing Solving problems History of childbirth Curation Report
15. Preeclampsia/ Eclampsia (etiology, pathogenesis, clinic, diagnosis and treatment).	6		6				Testing Solving problems History of childbirth Curation Report
16. Caesarean section in modern obstetrics.	6		6				Testing Solving problems History of childbirth Curation Report
17. Obstetric forceps. Vacuum extraction of the fetus	6/3		6		3		Testing Solving problems History of childbirth Curation Report
18. The structure and organization of the work of the women's consultation. The main indicators of its activity. Features of medical examination of pregnant women at high risk. Toxicosis of the first half of pregnancy	6		6				Testing Solving problems History of childbirth Curation Report
1. Ovarian-menstrual cycle.	10					10	Solving problems
2. Fertilization. Stages of intrauterine fetal development.	9					9	Solving problems

.3. Changes in a woman's body during pregnancy	8					8	Solving problems
4. Perinatology as a science. The concept of a fetoplacental unit. The influence of harmful factors on the fetus.	10					10	Solving problems
5. Fetal hypoxia and newborn asphyxia	8					8	Solving problems
6. Miscarriage. perenashivanie pregnancy.	5					5	Solving problems
Protection of the birth history. Test							test
Total: 5 ZET	180/15	22	108	-	15	50	Test Testing Solving problems History of childbirth Curation
<i>Section 2. Gynecology 9th-A semester</i>							
1. Family planning. Modern contraceptives.	2	2					Testing
2. Neuro-endocrine syndromes		2					Testing
3. Uterine fibroids.	2	2					Testing
4. Endometriosis	2	2					Testing
5. Inflammatory diseases of the female genital organs of non-specific etiology.	2	2					Testing
6. Benign and precancerous diseases of the cervix. Cervical cancer.	2	2					Testing
7. Infertile marriage.	2	2					Testing
1. Anatomy of the female genital organs. Methods of research in gynecology.	6/10		6			10	Testing Solving problems History of childbirth Curation Report
2 Ovarian-menstrual cycle and its regulation. Functional diagnostics tests.	6		6				Testing Solving problems History of childbirth Curation Report
3. Amenorrhea. Hypomenstrual syndrome.	6		6				Testing Solving problems

							History of childbirth Curation Report
4. Neuro-endocrine syndromes	6		6				Testing Solving problems History of childbirth Curation Report
5. Uterine fibroids	6/5		6		5		Testing Solving problems History of childbirth Curation Report
6. Endometriosis	6/3		6		3		Testing Solving problems History of childbirth Curation Report
7. Abnormal uterine bleeding. Hyperplastic processes of the endometrium. Cancer of the uterine body	6		6				Testing Solving problems History of childbirth Curation Report
8. Inflammatory diseases of the female genital organs of non-specific and specific etiology	6		6				Testing Solving problems History of childbirth Curation Report
9. Benign and precancerous diseases of the cervix. Cervical cancer.	6		6				Testing Solving problems History of childbirth Curation Report
10. Benign ovarian tumors. Ovarian cancer.	6		6				Testing Solving problems History of childbirth Curation Report
11. Medical examination of gynecological patients. Day hospitals. Risk groups Family planning. Modern contraceptives	6		6				Testing Solving problems History of childbirth Curation Report

1. Acute abdomen in gynecology	8					8	Solving problems
2. Organization of gynecological care in Russia. The structure and organization of the work of the gynecological hospital. performance indicators.	6					6	Solving problems
3. Menstrual cycle disorders (classification, etiopathogenesis, diagnosis, general principles of therapy).	8					8	Solving problems
4. Endoscopic methods in gynecology	4					4	Solving problems
5. Physiotherapy and balneological methods of treatment of gynecological patients	4					4	Solving problems
6. Trophoblastic disease	8					8	Solving problems
Protection of the medical history. Test						8	Test Medical history
Total:3.5 ZET	126/18	14	66	-	18	46	Testing Solving problems History of childbirth Curation Report
<i>Section 3 Obstetrics and Gynecology Per semester B</i>							
1. Massive obstetric bleeding. Hemorrhagic shock. DIC syndrome	2	2					Testing
2. Preeclampsia and eclampsia, modern classification and therapy of severe forms	2	2					Testing
3. Placental insufficiency and fetal development delay syndrome	2	2					Testing
4. Septic shock. Obstetric peritonitis	2	2					Testing
5. Abnormal uterine bleeding	2	2					Testing
6. Principles of hormone therapy in gynecology	2	2					Testing
7. Inflammatory diseases of the genitals of a specific etiology. STIs	2	2					Testing
8. Acute abdomen in gynecology	2	2					Testing
9. Neuro-endocrine syndromes	2	2					Testing

1. Maternal and perinatal mortality. Reasons, ways of reducing. Levels of obstetric care. Routing of pregnant women, women in labor, maternity hospitals. The concept of near miss.	5		5				Testing
2. The modern doctrine of the narrow pelvis. Clinically narrow pelvis.	5/3		5		3		Testing Solving problems
3. Pelvic presentation, management and delivery tactics in modern obstetrics. The transverse position of the fetus. Obstetric forceps, indications, conditions, equipment. Vacuum extraction of the fetus, indications, conditions, technique	5/3		5		3		Testing Solving problems
4. Anomalies of labor activity, modern aspects of diagnosis, treatment, delivery, prevention.	5		5				Testing Solving problems
5. Bleeding in the first half of pregnancy, diagnosis, treatment, prevention, prognosis. Premature birth. Premature detachment of the normally located placenta. Placenta previa. Management of pregnancy and childbirth	5		5				Testing Solving problems History of childbirth Curation Report
6. Bleeding in the subsequent and early postpartum periods. Modern methods of stopping uterine bleeding. Rupture of the uterus	5		5				Testing Solving problems History of childbirth Curation Report
7. Preeclampsia and eclampsia, modern classification and therapy of severe forms	5		5				Testing Solving problems History of childbirth Curation Report
8. Caesarean section in modern obstetrics.	5		5				Testing Solving problems History of childbirth Curation Report
9. Postpartum septic diseases	5		5				Testing Solving problems

							History of childbirth Curation Report
10. Pregnancy and extragenital pathology	17/3		5		3	12	Testing Solving problems History of childbirth Curation Report
11. Intrauterine fetal hypoxia. Modern methods of diagnosing the condition of the intrauterine fetus: chronic and acute fetal hypoxia.	10/3		4		3	6	Testing Solving problems History of childbirth Curation Report
Exam							Exam
Total: 3.5 ZET	126/12	18	54		12	18	36 Exam
Total: 12 ZET	432/45	54	228		45	114	36

5. THE CONTENT OF DISSILINA

Lectures

Section 1. Midwifery (7-8 semester)

Topic 1. Principles of organization of obstetric and gynecological care in Russia. Indicators of the activity of the obstetric hospital.

The subject of obstetrics, the main stages of the development of obstetrics. Indicators of the activity of the obstetric hospital. The national obstetric and gynecological school and its leaders. The role of Russian scientists in the development of obstetrics. A brief history of the department.

Topic 2. Ovarian-menstrual cycle.

The main periods in a woman's life. The formation of specific functions of the female body: menstrual, reproductive. Regulation of the ovarian-menstrual cycle. Hormones and their biological role.

Topic 3. Physiological mechanisms of regulation of labor activity.

The course and management of normal childbirth. The reasons for the onset of labor. Prostaglandin theory of the development of labor activity. Regulation of labor activity. The concept of the body's readiness for childbirth. Periods of labor. Duration of labor. Management of childbirth.


Topic 4. Anomalies of labor activity.

Disorders of the contractile activity of the uterus, classification, etiology, clinic, diagnosis and basic principles of treatment.

Topic 5. Bleeding in the first half of pregnancy.

Spontaneous abortion; ectopic pregnancy; bubble drift. Etiology, diagnosis, clinic, principles of treatment.

Topic 6. Bleeding in the second half of pregnancy, bleeding in the subsequent and early

Russian Ministry of Science and Higher Education Ulyanovsk State University	Form	
F-Working Discipline Program		

postpartum periods.

Placenta previa, PONRP. Etiology, pathogenesis; clinic, diagnosis, course. Violation of the processes of separation and isolation of the afterbirth. Causes, diagnosis, treatment. Hypo- and atonic state of the uterus. Etiology, pathogenesis, clinic, treatment. Hemorrhagic shock, thrombohemorrhagic syndrome. Modern principles of treatment.

Topic 7. Birth trauma of the mother and fetus.

Ruptures of the uterus, perineum, cervix, vagina, causes, clinic, treatment. Prevention.

Topic 8. Preeclampsia/eclampsia (etiology, pathogenesis, clinic, diagnosis and treatment).

Classification, etiology, pathogenesis. Clinic and diagnostics. Basic principles of treatment. Prevention of preeclampsia in the railway.

Topic 9. Caesarean section in modern obstetrics.

The history of the development of cesarean section. Classification. Absolute and relative indications for cesarean section, conditions, contraindications, the technique of corporeal caesarean section and cesarean section in the lower uterine segment. Advantages and disadvantages of each method. Management of the postoperative period

Topic 10. Postpartum septic diseases.

Classification, etiology, pathogenesis. Clinic, diagnosis, treatment and prevention of postpartum septic diseases (postpartum ulcers, endometritis, parametritis, salpingoophoritis, pelvioperitonitis). Septic shock. Clinic, diagnosis, therapy.

Topic 11. Extragenital pathology and pregnancy.

Diseases of the cardiovascular system (heart defects, hypertension, hypotension), anemia, pyelonephritis, diabetes mellitus and pregnancy.

Section 2. Gynecology (9-A).

Topic 1. Family planning. Modern contraceptives.

Family planning concept. Family planning centers. Definition of the concept of contraception. Classification of methods of contraception. Advantages, disadvantages, contraceptive effectiveness of various methods of contraception. The principles of the selection of contraceptives for women of different age groups

Topic 2. Neuro-endocrine syndromes.


Premenstrual syndrome. Pathogenesis. Clinical manifestations, differential diagnosis. Modern approaches to treatment. Menopausal syndrome. Pathogenesis, clinic, diagnosis, treatment. Post-castration syndrome. The mechanism of occurrence, changes in various organs and systems, clinic, treatment.

Topic 3. Uterine fibroids.

Modern theories of the pathogenesis of uterine fibroids. Classification, clinic, diagnosis. Conservative and surgical methods of treatment. Indications for the choice of the treatment method. Rehabilitation measures.

Topic 4. Endometriosis.

Definition of the concept. Modern ideas about the occurrence of endometriosis. Classification. Clinical manifestations of genital and extragenital endometriosis. Surgical and conservative

Russian Ministry of Science and Higher Education Ulyanovsk State University	Form	
F-Working Discipline Program		

methods of endometriosis therapy. Rehabilitation of patients.

Topic 5. Inflammatory diseases of the female genital organs of non-specific etiology.

Modern features of etiological factors of inflammatory diseases. Three stages of the clinical course. Basic and additional diagnostic methods. Laboratory methods of research.

Modern approaches to treatment. Criteria for healing. Indications for surgical treatment. Methods of prevention.

Topic 6. Benign and precancerous diseases of the cervix. Cervical cancer.

The concept of benign and precancerous diseases of the cervix. Causes of occurrence. Clinical manifestations. Basic and additional research methods. Methods of treatment. Dispensary observation.

Topic 7. Infertile marriage Definition of the concept of infertile marriage, Male and female infertility, Classification of male and female infertility. The algorithm for diagnosing infertile marriage. Methods of treatment. ART

Section 3. Obstetrics and Gynecology (B).

Topic 1. Massive obstetric bleeding. Hemorrhagic shock. DIC-syndrome. Prevention, therapy, resuscitation.

Bleeding of the second half of pregnancy: placenta previa, premature detachment of the normally located placenta. Clinic. Diagnostics. Complications. Hemorrhagic shock. Classification by severity. Shock index (Algover Index). The volume and sequence of resuscitation measures. Prevention. DIC-syndrome. Etiopathogenesis. Phases of DIC syndrome: hypercoagulation, hypocoagulation, hypofibrinogenemia with advanced fibrinolysis, terminal. Rapid diagnostic tests. Prevention. Step-by-step therapy.

Topic 2. Preeclampsia / eclampsia modern classification and therapy of severe forms.

Definition of the concept. Risk groups for the development of preeclampsia/eclampsia. Classification. Pathogenesis: endotheliosis. Basic PE/E therapy. Indications for early delivery.

Topic 3. Placental insufficiency. Intrauterine fetal development delay syndrome.


Definition of the concept. Structural elements of the placenta. The mechanism of development of placental insufficiency. Clinical manifestations of placental insufficiency. Methods for assessing the functional state of the fetoplacental complex. Classification of placental insufficiency (acute and phonic, primary and secondary). Risk groups for the development of placental insufficiency. Basic principles of treatment of placental insufficiency.

Topic 4. Septic shock. Obstetric peritonitis

Sepsis. Septic shock. Obstetric peritonitis. Definition of the concept. Pathogenesis of septic shock development. The significance of previous septic diseases of the first and second stages in the development of septic shock and obstetric peritonitis. Classification of pathogens. Clinical stages of development. Methods of diagnosis and control of the development of multiple organ failure (qSOFA scale). Intensive therapy of respiratory, cardiovascular and renal insufficiency. Empirical antibiotic therapy. Tactics of surgical treatment. Rehabilitation

Topic 5. Abnormal uterine bleeding

Definition of the concept. Classification of abnormal uterine bleeding according to FIGO. Bleeding of the Palm and COEIN category. Bleeding associated with ovulation disorders in

Russian Ministry of Science and Higher Education Ulyanovsk State University	Form	
F-Working Discipline Program		

various age periods. The diagnostic algorithm. Methods of hormonal and non-hormonal treatment. Correction of the disturbed menstrual cycle.

Topic 6. Principles of hormone therapy in gynecology

Hormone replacement therapy for hypofunction or loss of ovarian function. Stimulating therapy in violation of neurohormonal relationships. Inhibition of ovulation, if necessary, eliminate the normal feedback mechanism. Elimination of trophic disorders in the genitals by causing proliferation in the endometrium, mucous membranes of the vulva and vaginas

Topic 7. Inflammatory diseases of the genitals of a specific etiology. STIs.

Definition of the concept. Chlamydia. Features of the pathogen. Ways of infection. Diagnostic methods. Clinic. Therapy. Candidiasis. Features of the pathogen. Classification. Clinic. Diagnostics. Methods of treatment. Genital herpes. Features of the pathogen. Ways of infection. Clinic. Diagnostic methods. Therapy. Cytomegalovirus. Features of the pathogen. Clinic. Diagnostics. Methods of treatment.

Trichomoniasis. Features of the pathogen. Ways of infection. Clinic. Diagnostics. Methods of treatment.

Topic 8. Acute abdomen in gynecology.

Definition of the concept. Causes of acute abdominal pain in gynecology.

Ectopic pregnancy. Clinic. Diagnostics. The algorithm of medical measures. Rehabilitation of patients after ectopic pregnancy. Twist the legs of the ovarian tumor. Clinic. Diagnostics. Medical tactics. Ovarian apoplexy. Clinic. Diagnostics. Medical tactics depending on the form of apoplexy (anemic, painful). Tuboovarial formations of inflammatory etiology. Clinic. Diagnostics. Medical tactics.

Topic 9. Neuro-endocrine syndromes

Menopausal syndrome. Classification of symptoms, determination of severity. Pathogenetic and symptomatic therapy. Premenstrual syndrome. Clinical forms. Etiology and pathogenesis. Diagnostics, methods of treatment.

Educational and industrial practices for all areas of training/specialties of all forms of training can be partially or fully implemented in the distance format " with the use of e-learning (online courses, lectures and seminars in the video conferencing mode, virtual practical classes, individual tasks in the EIOS, etc.).

6. TOPICS OF PRACTICAL CLASSES


Section 1. Midwifery (7-8 semester)

Topic 1. The Subject Of Obstetrics. Principles of organization of obstetric and gynecological care in Russia. Indicators of the activity of the obstetric hospital.

The structure of a typical maternity hospital, the basic principles of the organization of the work of the reception department, physiological and observational obstetric departments, the neonatal department, the prenatal department. Sanitary and epidemiological regime in the maternity hospital. The main indicators of the maternity hospital: Maternal and Perinatal mortality, causes, ways of reducing, calculation of indicators; bed occupancy per year, bed turnover per year, the average length of stay of the maternity hospital.

Questions:

- * The structure of a typical maternity hospital
- * Basic principles of the organization of the work of the admission department,

Russian Ministry of Science and Higher Education Ulyanovsk State University	Form	
F-Working Discipline Program		

- * Basic principles of organizing the work of physiological and observational obstetric departments,
- * Basic principles of the organization of the work of the newborn department,
- * Basic principles of the organization of the work of the prenatal department
- * Sanitary and epidemiological regime in the maternity hospital.
- * The main indicators of the maternity hospital: bed occupancy per year, bed turnover per year, the average length of stay of the maternity hospital
- * Maternal mortality, calculation of the indicator. Ways to reduce
- * Perinatal mortality, structure, calculation of the indicator. Ways to reduce

Topic 2. The birth canal and the fetus as an object of childbirth. Obstetric terminology.

Comparative characteristics of the male and female pelvis, pelvic planes and their dimensions, measurement of the diagonal conjugate, the size of the head of a full-term fetus, the location of the fetus in the uterus; the type and position of the fetus.

Questions:

- * The concept of "Birth canal"?
- * Female pelvis, bones, joints, as opposed to male
- * Pelvic planes and their dimensions, measurement of the diagonal conjugate,
- * The fetus as an object of childbirth, the size of the head of the full-term fetus
- * Obstetric terminology

Topic 3. Biomechanism of labor in anterior and posterior types of occipital presentation.

Identification points of the pelvis, fetal head. The concept of "wired point", "fixing point". The main points of the biomechanism of childbirth in the anterior and posterior types of occipital presentation of the fetus (using a phantom, a doll, a pelvis, a simulation class).

Questions:

- * Definition of "Biomechanism of childbirth"
- The concept of "wired point", "fixation point".
- * The main points of the biomechanism of childbirth in the anterior view of the occipital presentation of the fetus
- * The main points of the biomechanism of childbirth in the posterior view of the occipital presentation of the fetus

Skills in the simulation class: The main points of the biomechanism of childbirth in the anterior and posterior types of occipital presentation of the fetus

Topic 4. Diagnosis of early and late pregnancy. Methods of examination of pregnant women and women in labor.


Doubtful, probable and reliable signs of pregnancy. The height of the standing of the uterine fundus at various stages of pregnancy. Biological and immunological methods of pregnancy diagnosis. Palpation of the abdomen (Leopold's techniques), auscultation, pelviometry, CTG, ultrasound. Determination of the period of pregnancy and the expected birth.

Questions:

- * Doubtful, probable and reliable signs of pregnancy
- * The height of the standing of the uterine fundus at various stages of pregnancy.
- * Palpation of the abdomen (Leopold's techniques)
- * Determination of the period of pregnancy and expected delivery

Topic 5. Narrow pelvises. Classification, diagnosis, management of pregnancy and childbirth.

Definition, classification of anatomically narrow pelvises by shape and degree of narrowing. Diagnostics, features of the biomechanism of childbirth with various pelvic

Russian Ministry of Science and Higher Education Ulyanovsk State University	Form	
F-Working Discipline Program		

constrictions. Features of the management of pregnancy and childbirth with a narrow pelvis. Clinically narrow pelvis: definition, classification, diagnosis, management of childbirth.

Questions:

- * Modern classification of anatomically narrow pelvises by shape and degree of narrowing.
- * Classification of a clinically narrow pelvis according to R. I. Kalganova.
- * Management of pregnant women with narrow pelvises, terms of hospitalization.
- * Methods of delivery depending on the degree of narrowing, management of labor with a functional assessment of the pelvis.
- * The clinical picture of the discrepancy between the size of the fetus and the pelvis of the mother.

Skills in the simulation class: pelviometry, additional pelviometry, features of the biomechanism of childbirth with different forms of pelvic constriction, Vasten's symptom, Tsangeimester's symptom.

Topic 6. Pelvic presentation. Features of the clinic and management of childbirth. Manual aids for pelvic presentations. Fetal extraction by the pelvic end

Causes of pelvic presentation formation, definition, classification. Diagnostic methods, features of the course and management of pregnancy and childbirth. The main points of the biomechanism of childbirth, the stages of fetal expulsion. Tsovyanov's manual for clean buttock and leg presentation. Manual manual in the classic way.

Questions:

- * The role and place of pelvic presentation and transverse fetal position in modern obstetrics.
- * Pelvic presentation, classification, biomechanism of labor, management of pregnancy and childbirth. Indications for operative delivery.
- * Fetal extraction for the pelvic end, indications, conditions, technique, possible complications, prevention.

Skills in the simulation class: Biomechanism of childbirth with pelvic presentation. Manual manual for Tsovyanov, classic manual manual, conducting childbirth according to Tsovyanov with leg presentations. Fetal extraction by the pelvic end. The classic turn of the fetus on the leg.


Topic 7. Transverse position of the fetus Classic internal rotation of the fetus on the leg. Fruit-destroying operations.

Questions:

- * The transverse position of the fetus, the causes, features of the course of pregnancy, methods of delivery.
- * Transverse position of the fetus, complications for the mother and fetus. Methods of delivery. Indications for operative delivery.
- * Classic rotation of the fetus on the leg, indications, conditions, technique, possible complications.

Skills in the simulation class: Determining the position and type of position with the transverse position of the fetus. Classic turn of the fetus on the leg, indications. conditions, technique, complications, place in modern obstetrics. Indications for cesarean section surgery.

- * The place of fruit-destroying operations in modern obstetrics
- * Craniotomy, indications. conditions, technique, possible complications
- * Embryotomies, decapitation, indications. conditions, technique, possible complications
- * Perforation of the subsequent head, indications. conditions, technique, possible complications
- * Kleidotomy, indications. conditions, technique, possible complications

Russian Ministry of Science and Higher Education Ulyanovsk State University	Form	
F-Working Discipline Program		

Topic 8. Physiological mechanisms of regulation of labor activity. The course and management of normal childbirth.

What is childbirth, the causes of childbirth, the mechanism of development of labor activity, the degree of " maturity" of the cervix. Periods of labor and their duration. The mechanism of opening of the cervix in first-and second-born women. The course and management of the I, II, III periods of childbirth. Features of labor management in multiple pregnancies.

Questions:

- What is childbirth?
- * The causes of childbirth, the mechanism of development of labor activity. Prostaglandin theory of the development of labor activity
- * The degree of" maturity " of the cervix
- * Periods of labor and their duration. The mechanism of opening of the cervix in first-and second-born women
- * The course and management of the I, II, III periods of childbirth.
- * Features of labor management in multiple pregnancies

Topic 9. Anomalies of labor activity.

Violation of the contractile activity of the uterus, etiology, pathogenesis, clinic, diagnosis. Modern methods of treatment of weakness of labor activity.

Questions:

- * Causes of labor, the role of prostaglandins.
- * Classification of anomalies of labor activity.
- * Pathological preparatory (preliminary) period, etiopathogenesis, clinic, diagnosis, therapy, prevention.
- * Weakness of labor activity, etiopathogenesis, clinic, diagnosis, therapy, prevention.
- * Discoordinated labor activity, etiopathogenesis, clinic, diagnosis, therapy, prevention.
- * Excessively strong labor activity, etiopathogenesis, clinic, diagnosis, therapy, prevention.

Topic 10. Physiological postpartum period. Physiological neonatal period.


Primary and secondary treatment of newborns, management of newborns. The concept of the perinatal period.

Physiological processes occurring in the body of a maternity hospital. Clinic of the postpartum period. Management of the physiological postpartum period, prevention of possible complications. Assessment of the newborn's condition on the Apgar scale. The antenatal, intranatal and neonatal periods. Toilet of the upper respiratory tract of a newborn. Prevention of gonoblenorrhea. Processing of the umbilical cord residue. Certification of a newborn.

Questions:

- * Physiological processes occurring in the body of the maternity hospital. Clinic of the postpartum period.
- * Clinic of the postpartum period.
- * Management of the physiological postpartum period, prevention of possible complications.
- * Assessment of the newborn's condition on the Apgar scale
- * Antenatal, intranatal and neonatal periods
- * Prevention of gonoblenorrhea. Processing of the umbilical cord residue

Topic 11. Fetal hypoxia. Methods of diagnosis, therapy.

Russian Ministry of Science and Higher Education Ulyanovsk State University	Form	
F-Working Discipline Program		

Anatomical and physiological features of the newborn period. Asphyxia of newborns, etiology, pathogenesis, classification, diagnosis. The basic principles of therapy, depending on the severity of the condition.

Questions:

- * Anatomical and physiological features of the newborn period
- * Signs of full-term and prematurity of the fetus
- * Modern methods of diagnosing the condition of the intrauterine fetus - CTG, ultrasound, Dopplerometric assessment of blood flows
- Treatment methods

Topic 12. Postpartum septic diseases.

Postpartum diseases. Frequency, etiology, pathogenesis, classification. The main clinical forms of diseases: postpartum ulcers, endometritis, mastitis, parametritis, peritonitis, etc. Sepsis, septic shock: etiology, pathogenesis, clinic, diagnosis, treatment. Empirical antibiotic therapy.

Questions:

- * Classification of postpartum septic diseases (PSZ).
- * Etiology and pathogenesis of postpartum septic diseases in modern conditions.
- * Clinic, diagnosis, therapy and prevention of PSZ.
- * Rehabilitation after suffering from PSZ.
- * Features of the structure of the maternity hospital for the prevention of PSZ.

Topic 12. Postpartum septic diseases.

Postpartum diseases. Frequency, etiology, pathogenesis, classification. The main clinical forms of diseases: postpartum ulcers, endometritis, mastitis, parametritis, peritonitis, etc. Sepsis, septic shock: etiology, pathogenesis, clinic, diagnosis, treatment. Empirical antibiotic therapy.

Questions:

- * Classification of postpartum septic diseases (PSZ).
- * Etiology and pathogenesis of postpartum septic diseases in modern conditions.
- * Clinic, diagnosis, therapy and prevention of PSZ.
- * Rehabilitation after suffering from PSZ.
- * Features of the structure of the maternity hospital for the prevention of PSZ.


Topic 13. Bleeding in the first half of pregnancy. Immunological incompatibility of mother and fetus. Hemolytic disease.

Etiology, pathogenesis, clinic of cystic drift, ectopic pregnancy, spontaneous abortion. Methods of diagnosis, therapy and prevention. "Risk groups " for the development of bleeding in the first half of pregnancy.

Questions:

- * Causes of bleeding in the first half of pregnancy.
- * Abortion(miscarriage), etiopathogenesis, clinic, diagnosis, treatment, prevention, rehabilitation.
- * Premature birth: etiopathogenesis, clinic, diagnosis, treatment, prevention, rehabilitation.
- * Cystic drift: etiopathogenesis, clinic, diagnosis, treatment, prevention, rehabilitation.
- * Premature birth, modern classification, etiopathogenesis, modern principles of therapy. The concept of incompatibility of the cut of the mother and fetus according to the Rh factor and the ABO system. The pathogenesis of complications. Forms of hemolytic disease of newborns. Indications for replacement blood transfusion. Clinic, diagnostics. Prevention and treatment.

Questions:

Russian Ministry of Science and Higher Education Ulyanovsk State University	Form	
F-Working Discipline Program		

- * Pathogenesis of the development of incompatibility by the Rh factor.
- * Pathogenesis of incompatibility development according to the ABO system.
- * Prevention of complications
- * Diagnostics
- * Treatment

Topic 14. Bleeding in the second half of pregnancy, postpartum and early postpartum periods

Placenta previa, definition, classification, etiology, diagnosis. Features of the course and management of the placenta and the allocation of the afterbirth. Etiology, diagnosis, treatment methods. Hypo- and atonic state of the uterus. Etiology, pathogenesis, clinic, treatment.

Questions:

- * Bleeding of the second half of pregnancy, the causes?
- * Etiology, pathogenesis; clinic, diagnosis, clinical course and methods of delivery with placenta previa (PP).
- * Etiology, pathogenesis; clinic, diagnosis, clinical course and methods of delivery in case of premature detachment of the normally located placenta (PPRP).
- * Management of pregnancy with PP.
- * Causes of acute and chronic DIC syndrome in obstetrics. Phases of DIC syndrome: hypercoagulation, hypocoagulation, hypofibrinogenemia with advanced fibrinolysis, terminal. Rapid diagnostic tests. Step-by-step therapy.
- * Causes of bleeding in the subsequent and early postpartum periods. 4 "T"
- * Diagnostic criteria for the volume of blood loss, methods of stopping.
- * Prevention of bleeding in the subsequent and early postpartum periods.
- * The role of balloon tamponade in modern obstetrics.
- * Uterine rupture, etiology, pathogenesis, classification, clinic, diagnosis, treatment, prognosis, rehabilitation.
- * Rehabilitation of women who have suffered bleeding in the subsequent and early postpartum periods.

Topic 15. Preeclampsia/eclampsia, pathogenesis, clinic, diagnosis, intensive care.

The concept of " eclampsia", etiology, pathogenesis, classification, diagnosis. The main clinical forms are moderate preeclampsia, severe preeclampsia, eclampsia. Basic principles of therapy. Basic therapy

Questions:


- * Preeclampsia/eclampsia, etiology, endotheliosis, the main links of pathogenesis.
- * Preeclampsia/eclampsia, classification in modern conditions according to ICD
- * The main clinical forms: moderate preeclampsia, severe preeclampsia, eclampsia.
- * Basic principles of Basic Therapy

Topic 16. Cesarean section in modern obstetrics.

Caesarean section in modern obstetrics. Indications, contraindications, pain relief conditions, types of surgical interventions, complications, postoperative care

Questions:

- * The role and place of cesarean section in modern obstetrics.
- * Absolute and relative indications, indications during pregnancy and during childbirth for cesarean section surgery.
- * Cesarean section on the lower uterine segment: disadvantages and advantages, indications, anesthesia, technique, possible complications for the mother and fetus.
- * Corporate caesarean section: disadvantages and advantages, indications, anesthesia,

Russian Ministry of Science and Higher Education Ulyanovsk State University	Form	
F-Working Discipline Program		

technique, possible complications for the mother and fetus.

* Management of the postoperative period.

* Management of pregnancy and childbirth with a scar on the uterus.

Skills in the simulation class: Corporate Caesarean section. Cesarean section in the lower uterine segment. Fetal extraction by cesarean section. Suturing the uterus.

Topic 17. Obstetric forceps. Vacuum extraction of the fetus

Obstetric forceps, historical information, indications, conditions, complications, anesthesia. Three "triple" rules. The technique of applying abdominal and exit obstetric forceps.

Questions:

* Indications for vaginal delivery surgery, differences between operations of obstetric forceps and vacuum extraction of the fetus.

* Obstetric forceps, indications, conditions, technique, anesthesia, possible complications from the mother and fetus. Role in modern obstetrics.

* Vacuum extraction of the fetus, indications, conditions, technique, possible complications from the mother and fetus. Role in modern obstetrics.

Skills in the simulation class: The rules for applying exit and band obstetric forceps, the direction of traction. Application of a KIWI vacuum extractor, traction for anterior and posterior types of occipital presentation.

Topic 18. The structure and organization of the work of the women's consultation.

The main indicators of its activity. Toxicosis of the first half of pregnancy.

The structure and organization of the work of the women's consultation. The main indicators of its activity. Etiology, pathogenesis, clinic of early toxicosis of pregnancy. Diagnostics, therapy. Indications for termination of pregnancy.

Questions:

* Structure and organization of the work of the women's consultation

* The main indicators of the activity of the women's consultation.

* Etiology, pathogenesis, k5 classification clinic of early toxicosis of pregnancy

* Vomiting of pregnant women, treatment depending on the severity of the course.

Indications for termination of pregnancy

Protection of birth histories. Test

Section 2. Gynecology (9th-A semester).

Topic 1. Anatomy of the female genital organs. Research methods in gynecology External and internal genitalia.

Blood supply and innervation. Ligamentous apparatus of the uterus. Anamnesis. Methods of objective examination of gynecological patients. Additional research methods: instrumental, X-ray, endoscopic, ultrasound.

Questions:

1. External and internal genitalia


2. Blood supply and innervation. Ligamentous apparatus of the uterus.

3. Research methods in gynecology

Working in a simulation class: working on a virtual anatomical atlas: blood supply and innervation. Ligamentous apparatus of the uterus.

Topic 2. Ovarian-menstrual cycle. Functional diagnostics tests.

Hypothalamic-pituitary regulation of the menstrual cycle. Ovarian and uterine

Russian Ministry of Science and Higher Education Ulyanovsk State University	Form	
F-Working Discipline Program		

cycles. Methods of studying the function of the ovaries.

Questions:

1. Hypothalamic-pituitary regulation of the menstrual cycle
2. Ovarian and uterine cycles.
3. Functional diagnostics tests
4. Methods of studying the function of the ovaries.

Topic 3. Amenorrhea. Hypomenstrual syndrome.

Classification of disorders of menstrual function. Levels of menstrual dysfunction. Pathogenesis. The clinical picture. Amenorrhea of central origin: hyperprolactinemia syndrome, Sheehan syndrome. Ovarian amenorrhea: gonadal dysgenesis, polycystic ovary syndrome, testicular feminization syndrome, premature ovarian insufficiency, resistant ovarian syndrome. Uterine amenorrhea of primary and secondary origin, Ascherman's syndrome. Diagnostics, clinic, principles of therapy.

Questions:

1. Classification of menstrual function disorders
2. Levels of menstrual dysfunction. Pathogenesis. Clinical picture
3. Amenorrhea of central origin: hyperprolactinemia syndrome, Sheehan syndrome. Diagnostics, clinic, principles of therapy.
4. Ovarian amenorrhea: gonadal dysgenesis, polycystic ovary syndrome, testicular feminization syndrome, premature ovarian insufficiency, resistant ovarian syndrome. Diagnostics, clinic, principles of therapy.
5. Uterine amenorrhea of primary and secondary origin, Ascherman's syndrome. Diagnostics, clinic, principles of therapy.

Topic 4. Neuro-endocrine syndromes.

The concept of neuro-endocrine symptoms, classification. Menopausal syndrome, pathogenesis, clinic, diagnosis, principles of therapy. Premenstrual syndrome, theories of pathogenesis, clinic, diagnosis, treatment. Postovariectomy syndrome, pathogenesis, clinic, principles of therapy.

Questions:


1. Definitions of the concept of neuro-endocrine syndrome. Risk factors for the development of neuro-endocrine syndromes.
2. Menopausal syndrome, pathogenesis, classification, Kuperman's menopausal index, clinic, diagnosis, principles of therapy.
3. Menopausal hormone therapy-indications, contraindications, an algorithm for examining a woman before prescribing MGT.
4. Premenstrual syndrome, theories of pathogenesis, classification, clinic, diagnosis, treatment.
5. Postovariectomy syndrome, pathogenesis, clinic, principles of therapy.

Topic 5. Uterine fibroids.

Theories of pathogenesis. Classification. The clinical picture depends on the localization of myomatous nodes. Complications. Diagnostic methods. Treatment is symptomatic, hormonal, operative. Indications for surgical and conservative treatment. Types of operations for uterine fibroids.

Questions:

1. Maca fibroids, classification
2. The clinical picture depending on the localization of myomatous nodes.

Russian Ministry of Science and Higher Education Ulyanovsk State University	Form	
F-Working Discipline Program		

3. Diagnosis of uterine fibroids
4. Treatment is symptomatic, hormonal, operative.
5. Indications for surgical and conservative treatment. Types of operations for uterine fibroids.

Topic 6. Endometriosis.

Definition of the concept. Classification. The theory of origin. Clinical manifestations of genital and extragenital endometriosis. Diagnostic methods. Operative and conservative treatment. Rehabilitation activities

Questions:

1. Endometriosis, Classification. Theory of origin
2. Clinical manifestations of genital and extragenital endometriosis.
3. Endometriosis, diagnosis
4. Operative and conservative treatment.
5. Rehabilitation activities

Topic 7. Abnormal uterine bleeding. Hyperplastic processes of the endometrium. Cancer of the uterine body

Questions to the topic:


1. The concept of abnormal uterine bleeding (AMC).
2. Classification of AMC. Reasons.
3. Diagnostic methods. Differential diagnosis of the causes of AMC. Tactics of management of patients.
4. Anovulatory bleeding. Pathogenesis. Clinic, diagnosis, methods of stopping AMC, prevention of relapses.
5. Hyperplastic processes of the endometrium. Etiology, pathogenesis, classification, pathogenetic variants of patients with endometrial hyperplastic processes.
6. Oncological alertness in the management of patients.
7. Endometrial cancer. Classification, clinic, diagnosis, prognosis.
8. Tactics of managing patients depending on the stage of cancer spread.

Topic 8. Inflammatory diseases of the female genital organs of non-specific and specific etiology.

Physiological protective barriers. Clinical manifestations of the disease depending on the etiological factor, morphological changes, localization, stage of the inflammatory process. Methods of examination of patients with inflammatory diseases of the genitals, laboratory diagnostics. Principles of treatment of patients. Establishing the criterion of cure. Ways of prevention. Gonorrhea: etiology, pathways of spread, diagnosis, treatment, criteria for cure. Trichomoniasis: etiology, ways of spreading, diagnosis, treatment, criteria of cure. Ureaplasma and mycoplasma infection of the genitals. Vulvovaginal candidiasis.

Questions:

1. Clinical manifestations of the disease depending on the etiological factor, morphological changes, localization, stage of the inflammatory process.
2. Methods of examination of patients with inflammatory diseases of the genitals, laboratory diagnostics
3. Principles of treatment of patients. Establishing the criterion of cure.
4. Ways of prevention.
5. Gonorrhea: etiology, pathways of spread, diagnosis, treatment, criteria for cure.

Russian Ministry of Science and Higher Education Ulyanovsk State University	Form	
F-Working Discipline Program		

6. Trichomoniasis: etiology, pathways of spread, diagnosis, treatment, criteria of cure.
7. Ureaplasma and mycoplasma infection of the genitals.
8. Vulvovaginal candidiasis.

Topic 9. Benign and precancerous diseases of the cervix. Cervical cancer.

The structure of the multilayer flat epithelium. The technique of taking a smear for oncocytology. Simple and advanced colposcopy. Cervicitis, ectropion, ectopia, leukoplakia. Cervical intraepithelial neoplasia. Tactics of management of patients with various degrees of cervical lesion. Methods of destructive treatment. Cervical cancer. Clinical classification. Methods of treatment depending on the degree of organ damage.

Questions:

1. The structure of the multilayer flat epithelium. Technique of taking a smear for oncocytology
2. Simple and advanced colposcopy
3. Cervicitis, ectropion, ectopia, leukoplakia.
4. Cervical intraepithelial neoplasia
5. Tactics of management of patients with various degrees of cervical lesion.
6. Methods of destructive treatment
7. Cervical cancer. Clinical classification. Methods of treatment depending on the degree of organ damage

Topic 10. Benign ovarian tumors. Ovarian cancer.

Etiology of ovarian tumors. Classification. Ovarian cysts. Varieties, methods of treatment. True benign ovarian tumors. Diagnostic methods. Differential diagnosis. Complications. Principles of treatment, the scope of surgical intervention. Classification of ovarian cancer. Clinical course. Ways of metastasis. Principles of complex treatment of patients depending on the stage of spread. Prevention.

Questions:


1. Etiology of ovarian tumors. Classification
 2. Ovarian cysts. Varieties, methods of treatment.
 3. True benign ovarian tumors
 4. Diagnostic methods. Differential diagnosis.
 5. The principles of treatment, the scope of surgical intervention.
 6. Classification of ovarian cancer. Clinical course. Ways of metastasis. Principles of complex treatment of patients depending on the stage of spread. Prevention.
- Work in the simulation class: benign ovarian tumors, ultrasound diagnostics, methods of surgical treatment

Topic 11. Medical examination of gynecological patients.

Day hospitals. Risk groups Family planning. Modern contraceptives. A barren marriage Medical examination of gynecological patients. Day hospitals. Risk groups for the development of gynecological diseases The concept of family planning. Family planning centers. Definition of the concept of contraception. Classification of methods of contraception. Advantages, disadvantages, contraceptive effectiveness of various methods of contraception. Principles of selection of contraceptives for women of different age groups

Questions:

1. Family planning centers. Organization of work, tasks.
2. Methods of contraception. Advantages, disadvantages, contraceptive effectiveness of various methods of contraception.
3. Hormonal contraception. Types of hormonal contraceptives. The mechanism of action.

Russian Ministry of Science and Higher Education Ulyanovsk State University	Form	
F-Working Discipline Program		

Side effects and contraindications. Non-contraceptive therapeutic effects.

4. Intrauterine contraception. Types of intrauterine contraceptives, the mechanism of action. Indications, contraindications, conditions of administration, possible complications of intrauterine contraception.

5. Methods of postcoital contraception.

6. Types of surgical sterilization.

7. Principles of selection of contraceptives in women of different age groups.

Protection of medical records. Test.

A detailed analysis of patients given to students for curation and writing an educational medical history is carried out. Students on the basis of anamnesis data, general and special research and additional methods of examination establish a diagnosis, conduct a differential diagnosis, outline a patient management plan, discuss the prognosis.

Section 3. Obstetrics and Gynecology (Per semester B).

Topic 1. Maternal and perinatal mortality. Reasons, ways of reducing. Levels of obstetric care.

Routing of pregnant women, women in labor, maternity hospitals. The concept of near miss.

The main indicators of the work of the obstetric and gynecological service. Maternal and perinatal mortality. Calculation of indicators. Reasons. Ways to reduce. Three levels of obstetric care. Monitoring of pregnant women by risk groups. Routing. The concept of near miss, causes, ways of decline.

Topic 2. The modern doctrine of the narrow pelvis. Clinically narrow pelvis.

The reasons that contribute to the formation of a narrow pelvis. Diagnosis of narrow pelvises. Risk factors for fetal injury in narrow pelvises. Classification of narrow pelvises by shape. Classification of narrow pelvises by the degree of narrowing. The main forms of the female pelvis. The frequency of narrow pelvises in modern obstetrics. Additional pelviometry. Transverse-constricted pelvis. The degree of narrowing of the transverse-constricted pelvis. A pelvis with a reduced straight size of the wide part of the pelvic cavity. Classification of a clinically narrow pelvis. Methods of delivery in narrow pelvises. The structure of indications for emergency caesarean section. Outcomes of labor for the fetus with a narrow pelvis.

Security questions:

1. Modern classification of anatomically narrow pelvises by shape and degree of narrowing.
2. Classification of a clinically narrow pelvis according to R. I. Kalganova.
3. Management of pregnant women with narrow pelvises, terms of hospitalization.
4. Methods of delivery depending on the degree of narrowing, management of labor with a functional assessment of the pelvis.
5. The clinical picture of the discrepancy between the size of the fetus and the pelvis of the mother.


Skills in the simulation class: pelviometry, additional pelviometry, features of the biomechanism of childbirth with different forms of pelvic constriction, Vasten's symptom, Tsangeimester's symptom.

Topic 3. Pelvic presentation, management and delivery tactics in modern obstetrics.

The transverse position of the fetus. Obstetric forceps, indications, conditions, equipment.

Vacuum extraction of the fetus, indications, conditions, technique

Pelvic presentation, classification, biomechanism of childbirth, management of pregnancy and childbirth. Indications for cesarean section surgery. Possible complications for the mother and

Russian Ministry of Science and Higher Education Ulyanovsk State University	Form	
F-Working Discipline Program		

fetus. Fetal extraction for the pelvic end, indications. Conditions. Technic. Transverse position of the fetus, complications for the mother and fetus. The classic turn of the fetus on the leg, indications, conditions, technique, possible complications.

Security questions:

1. The role and place of pelvic presentation and transverse fetal position in modern obstetrics.
2. Pelvic presentation, classification, biomechanism of childbirth, management of pregnancy and childbirth. Indications for operative delivery.
3. Fetal extraction for the pelvic end, indications, conditions, technique, possible complications, prevention.
4. Transverse position of the fetus, complications for the mother and fetus. Methods of delivery. Indications for operative delivery. The classic turn of the fetus on the leg, indications, conditions, technique, possible complications.

Skills in the simulation class: Biomechanism of childbirth with pelvic presentation. Manual manual for Tsovyanov, classic manual manual, conducting childbirth according to Tsovyanov with leg presentations. Fetal extraction by the pelvic end. The classic turn of the fetus on the leg. Obstetric forceps, indications, conditions, technique, possible complications, role in modern obstetrics. Vacuum extraction of the fetus by the KIWI device. Indications, conditions, technique, complications. The role and place in modern obstetrics.

Security questions:

1. Indications for vaginal delivery surgery, differences between operations of obstetric forceps and vacuum extraction of the fetus.
2. Obstetric forceps, indications, conditions, technique, anesthesia, possible complications from the mother and fetus. Role in modern obstetrics.
3. Vacuum extraction of the fetus, indications, conditions, technique, possible complications from the mother and fetus. Role in modern obstetrics.

Skills in the simulation class: The rules for applying exit and band obstetric forceps, the direction of traction. Application of a KIWI vacuum extractor, traction for anterior and posterior types of occipital presentation.

Topic 4. Anomalies of labor activity, modern aspects of diagnosis, treatment, delivery, prevention.

Anomalies of labor activity, etiopathogenesis, classification, diagnosis, therapy, prevention. The role of prostaglandins in modern obstetrics.


Security questions:

1. The causes of childbirth, the role of prostaglandins.
2. Classification of anomalies of labor activity.
3. Pathological preparatory (preliminary) period, etiopathogenesis, clinic, diagnosis, therapy, prevention.
4. Weakness of labor activity, etiopathogenesis, clinic, diagnosis, therapy, prevention.
5. Discoordinated labor activity, etiopathogenesis, clinic, diagnosis, therapy, prevention.
6. Excessively strong labor activity, etiopathogenesis, clinic, diagnosis, therapy, prevention.

Topic 5. Bleeding in the first half of pregnancy, diagnosis, treatment, prevention, prognosis.

Premature birth. Premature detachment of the normally located placenta. Placenta previa. Management of pregnancy and childbirth.

Spontaneous abortion; ectopic pregnancy; bubble drift. Etiology, clinic, principles of treatment. Premature birth, a modern view of tocolytic therapy, management of pregnant women with

Russian Ministry of Science and Higher Education Ulyanovsk State University	Form	
F-Working Discipline Program		

premature discharge of amniotic fluid, prevention of RDS in the fetus. Methods of delivery.

Security questions:

1. Causes of bleeding in the first half of pregnancy.
2. Abortion (miscarriage), etiopathogenesis, clinic, diagnosis, treatment, prevention, rehabilitation.
3. Premature birth: etiopathogenesis, clinic, diagnosis, treatment, prevention, rehabilitation.
4. Cystic drift: etiopathogenesis, clinic, diagnosis, treatment, prevention, rehabilitation.
5. Premature birth, modern classification, etiopathogenesis, modern principles of therapy. Placenta previa. PONRP. Clinic. Diagnostics. Complications. Hemorrhagic shock. Classification by severity. Shock index (Algover Index). The volume and sequence of resuscitation measures. Prevention.

DIC disseminated intravascular coagulation-syndrome. Etiopathogenesis, clinic, treatment, prevention.

Security questions:

1. Bleeding of the second half of pregnancy, the causes?
2. Etiology, pathogenesis; clinic, diagnosis, clinical course and methods of delivery with placenta previa (PP).
3. Etiology, pathogenesis; clinic, diagnosis, clinical course and methods of delivery in case of premature detachment of the normally located placenta (PPRP).
4. Management of pregnancy with PP.
5. The causes of acute and chronic DIC syndrome in obstetrics. Phases of DIC syndrome: hypercoagulation, hypocoagulation, hypofibrinogenemia with advanced fibrinolysis, terminal. Rapid diagnostic tests. Step-by-step therapy.

Topic 6. Bleeding in the subsequent and early postpartum periods. Modern methods of stopping uterine bleeding. Rupture of the uterus.

Bleeding in the subsequent and early postpartum periods, etiology, clinic, diagnosis, treatment. Modern methods of stopping uterine bleeding, balloon tamponade, compression sutures on the uterus. Hemorrhagic shock, etiology in obstetrics, classification, diagnosis, therapy.

Security questions:


1. Causes of bleeding in the subsequent and early postpartum periods, 4 " T "
2. Diagnostic criteria for the volume of blood loss, methods of stopping.
3. Prevention of bleeding in the subsequent and early postpartum periods.
4. The role of balloon tamponade in modern obstetrics.
5. Uterine rupture, etiology, pathogenesis, classification, clinic, diagnosis, treatment, prognosis, rehabilitation.
6. Rehabilitation of women who have suffered bleeding in the subsequent and early postpartum periods.

Topic 7. Preeclampsia / eclampsia(PE/E), modern classification and therapy of severe forms.

Definition of the concept. Risk groups for the development of preeclampsia/eclampsia. Classification. Pathogenesis: Endotheliosis: cortico-visceral disorders, generalized vasoconstriction, hypovolemia, violation of the rheological properties of blood, development of disseminated blood clotting syndrome, activation of free radical lipid peroxidation, massive transfer of CO₂ into the cell, circulatory and histotoxic hypoxia, metabolic disorders, violation of the functions of vital organs. Basic PE/E therapy.

Security questions:

1. Preeclampsia/eclampsia, etiology, endotheliosis, the main links of pathogenesis.

Russian Ministry of Science and Higher Education Ulyanovsk State University	Form	
F-Working Discipline Program		

2. Preeclampsia/eclampsia, classification in modern conditions according to ICD
3. The main clinical forms: moderate preeclampsia, severe preeclampsia, eclampsia.
4. Basic PE/E therapy
5. Risk groups for the development of preeclampsia/eclampsia

Topic 8. Caesarean section in modern obstetrics

The history of the cesarean section operation. Classification. Indications during pregnancy and childbirth. Absolute and relative indications for cesarean section, conditions, contraindications, the technique of corporeal cesarean section and cesarean section in the lower uterine segment. Advantages and disadvantages of each method. Management of the postoperative period.

Security questions:

1. The role and place of cesarean section in modern obstetrics.
2. Absolute and relative indications, indications during pregnancy and during childbirth for cesarean section surgery.
3. Cesarean section on the lower uterine segment: disadvantages and advantages, indications, anesthesia, technique, possible complications for the mother and fetus.
4. Corporate cesarean section: disadvantages and advantages, indications, anesthesia, technique, possible complications for the mother and fetus.
5. Management of the postoperative period.
6. Management of pregnancy and childbirth with a scar on the uterus.

Skills in the simulation class: Corporate Caesarean section. Cesarean section in the lower uterine segment. Fetal extraction by cesarean section. Suturing the uterus.

Topic 9. Postpartum purulent-septic diseases.

Postpartum purulent-septic diseases, classification, etiology, pathogenesis. Clinic, diagnosis (postpartum ulcers, endometritis, parametritis, pelvioperitonitis, peritonitis, septic shock, sepsis). Modern principles of therapy, empirical antibiotic therapy. Prevention of postpartum septic diseases

Security questions:

1. Classification of postpartum septic diseases (PSZ).
2. Etiology and pathogenesis of postpartum septic diseases in modern conditions.
3. Postpartum endometritis
4. Postpartum peritonitis
5. Septic shock
6. Sepsis in obstetrics
7. Rehabilitation after undergoing PSZ.
8. Features of the structure of the maternity hospital for the prevention of PSZ.


Topic 10. Pregnancy and extragenital pathology (hypertension, anemia, pyelonephritis, diabetes mellitus)

Anemia of pregnant women, etiology. Pathogenesis, clinic, severity, management of pregnancy, childbirth, postpartum period, modern approaches to the treatment of anemia. Chronic and gestational pyelonephritis, etiology. Pathogenesis. Risk groups. Clinic. Therapy, prevention, management of pregnancy, childbirth and the postpartum period. Chronic and gestational arterial hypertension, clinic, diagnosis. Therapy. Prevention.

Consensus on diabetes mellitus, pre-pregnancy preparation, management of pregnancy, childbirth and the postpartum period.

Security questions:

1. Pregnancy against the background of chronic and gestational arterial hypertension, clinic, diagnosis. Therapy. Prevention, pre-pregnancy preparation, management of

Russian Ministry of Science and Higher Education Ulyanovsk State University	Form	
F-Working Discipline Program		

pregnancy, childbirth and the postpartum period. Indications for termination of pregnancy

2. Pregnancy and diabetes mellitus. GSD. Consensus on diabetes mellitus, pre-pregnancy preparation, management of pregnancy, childbirth and the postpartum period. Indications for termination of pregnancy

3. Pregnancy and anemia, etiology. Pathogenesis, clinic, severity, management of pregnancy, childbirth, postpartum period, modern approaches to treatment

4. Pregnancy and pyelonephritis, etiology. Pathogenesis, clinic, severity, management of pregnancy, childbirth, postpartum period, modern approaches to treatment Indications for termination of pregnancy.

Topic 11. Intrauterine fetal hypoxia. Modern methods of diagnosing the condition of the intrauterine fetus: chronic and acute fetal hypoxia.

Modern methods of diagnosing the condition of the intrauterine fetus: CTG, ultrasound and biochemical screening, amniocentesis, karyotyping. Interpretation of CTG curves and survey data.

Security questions:

1. Modern methods of diagnosing the condition of the intrauterine fetus
2. Fetal cardiotocography, interpretation of curves, undulating, low-circulating, saltatory types of curves. Acceleration. Deceleration
3. Ultrasound screening, timing
4. Biochemical screening, amniocentesis, karyotyping
5. Acute fetal distress, diagnosis, therapy. Methods of delivery

7. LABORATORY WORK, WORKSHOPS

"This type of work is not provided for by the UP".


8. TOPICS OF TERM PAPERS, CONTROL PAPERS, ABSTRACTS

"This type of work is not provided for by the UP".


9. LIST OF QUESTIONS FOR THE EXAM (TEST)

Obstetrics. 4 courses (7-8 semesters) – credit

1. Organization of maternity care in Russia.
2. Sanitary and epidemiological regime in the maternity hospital.
3. Maternity hospital: structure, organization of work.
4. The main indicators of the activity of the maternity hospital.
5. Women's consultation: structure, organization of work, main performance indicators.
6. The menstrual cycle and its hypothalamic-pituitary regulation.
7. Anatomy of the uterus. Cyclic changes in the endometrium during the menstrual cycle.
8. Anatomy of the ovaries. Cyclic changes during the menstrual cycle.
9. The structure of the follicle, the stages of development, ovulation.
10. Fertilization, implantation, the embryonic period.
11. The structure and main functions of the placenta, fetal membranes and umbilical cord.
12. The concept of the fetoplacental complex.
13. The yellow body, the phases of development, secretory function, the biological effect of hormones of the yellow body.
14. Estrogens and their biological effect.

Russian Ministry of Science and Higher Education Ulyanovsk State University	Form	
F-Working Discipline Program		


15. Critical periods of intrauterine fetal development. The damaging influence of environmental factors. Prevention.
16. Prevention of Preeclampsia/Eclampsia in the conditions of a women's consultation.
17. Neonatal and perinatal mortality; definition of concepts, causes, ways of prevention and reduction.
18. Stillbirth rate; definitions of the concept, causes, preventive measures and ways to reduce it.
19. Infant mortality, definitions, causes, preventive measures and ways to reduce it.
20. Pelvis from an obstetric point of view. The planes of the pelvis, their boundaries and dimensions
21. Anatomy of the pelvic floor muscles.
22. The fetus as an object of childbirth.
23. Biomechanisms of labor in anterior and posterior types of occipital presentation.
24. Diagnosis of late pregnancy. Methods of external and internal examination.
25. The concept of a clinically narrow pelvis. Signs and degrees of clinical inconsistency
26. A generally uniform narrowed pelvis. Definition. Sizes. Features of the biomechanism of childbirth.
27. Plöskorachitic pelvis. Definition. Sizes. Features of the biomechanism of childbirth.
28. A simple flat pelvis. Definition. Sizes. Features of the biomechanism of childbirth.
29. Transverse-constricted pelvis. Definition. Sizes. Features of the biomechanism of childbirth.
30. Classification of narrow pelvises by shape and degree of narrowing.\
31. Pelvic presentation. Classification. Biomechanism of childbirth.
32. Manual manual for pure-breech presentation
33. Manual manual for leg presentations.
34. Manual manual in the classical way for pelvic presentations
35. A sign of morfunctional maturity and full-term fetal asphyxia of the newborn. Rating on the Apgar scale.
36. The clinical course of the labor act. Periods of labor. Determination of the maturity of the cervix.
37. The subsequent period. The mechanism of signs of placenta separation.
38. Extensor presentation and abnormal insertion of the head. Diagnostics.
39. Physiological postpartum period. Changes in the body of the maternity hospital.
40. Preeclampsia/Eclampsia. Classification. Etiopathogenesis.
41. Basic principles of basic therapy of Preeclampsia/Eclampsia.
42. Toxicosis of the first half of pregnancy. The main clinical forms. Diagnosis, treatment.
43. Immunological conflict in obstetrics. Pathogenesis, diagnosis, prevention and treatment.
44. Miscarriage, diagnosis, therapy.
45. Spontaneous abortion. Classification, principles, clinic, medical tactics.
46. Cystic drift, etiology, diagnosis, treatment methods.
47. Ectopic pregnancy. Classification, etiology, variants of the clinical course, diagnosis, therapy.
48. Placenta previa. Classification, etiology, diagnosis, management of childbirth.
49. Premature detachment of the normally located placenta. Causes, clinic, diagnosis.
50. Bleeding in the subsequent and early postpartum period. Etiology, pathogenesis, clinic, therapy, methods of stopping bleeding.
51. DIC syndrome. Acute and chronic, the causes are in obstetrics. The mechanism of development. Diagnosis, treatment.
52. Management of pregnancy and childbirth with mitral heart defects.
53. Placental insufficiency. Classification, etiology, pathogenesis, clinic, diagnosis, treatment.
54. Postpartum septic infections. Etiology, classification.
55. Sepsis in obstetrics. Etiology, classification, diagnosis, clinic, empirical antibiotic therapy.

Russian Ministry of Science and Higher Education Ulyanovsk State University	Form	
F-Working Discipline Program		


56. Bleeding in the subsequent period; causes, diagnosis, principles of therapy.
57. Bleeding in the early postpartum period; causes, diagnosis, principles of therapy.
58. Anomalies of labor activity; causes, classification.
59. Weakness of labor activity: etiology, classification, methods of labor stimulation, labor excitation.
60. Uterine ruptures; etiology, classification
61. Cervical ruptures; causes, classification, diagnosis and treatment.
62. Perineal rupture; causes, classification, diagnosis and treatment.
63. Cesarean section; definition, classification, indications.
64. Corporeal cesarean section; indications, surgery technique, advantages and disadvantages of the method.
65. Cesarean section in the lower segment; indications, surgery technique, advantages and disadvantages of the method.
66. Exit obstetric forceps; indications, conditions, surgery technique, possible complications.
67. Abdominal obstetric forceps; indications, conditions, surgery technique, possible complications.
68. Vacuum extraction of the fetus; indications, conditions, surgery technique, possible complications.
69. Fetal extraction at the pelvic end; indications, surgery technique, possible complications.
70. Craniotomy; indications, conditions, surgery technique, possible complications.
71. Decapitation; indications, conditions, surgery technique, possible complications.
72. Embryotomy, types of operations, indications, conditions, operation technique.
73. Perforation of the subsequent head; indications, surgery technique, possible complications
74. The classic turn of the fetus on the leg; indications, conditions, technique of the operation.
75. Manual separation of the placenta and isolation of the afterbirth; indications, anesthesia and surgery technique
76. Manual examination of the uterine cavity; indications, anesthesia and surgery technique.
77. Instrumental emptying of the uterine cavity; indications, anesthesia and surgical techniq

Gynecology, 5th year (9th-A semesters) - credit

1. Organization of gynecological care in Russia.
2. The role of women's consultation in the prevention of malignant neoplasms of the genitals. Ultrasound, cytological and mammographic screening.
3. Women's consultation and its role in the diagnosis and prevention of gynecological diseases, treatment of gynecological patients (day hospitals).
4. Dispensary observation of gynecological patients in the conditions of a women's consultation (risk group).
5. The structure and organization of the operation unit.
6. The structure of the ovaries and their physiological role in the female body.
7. Blood supply and innervation of the internal genitals of a woman.
8. The position of the uterus and appendages in the pelvis. Hanging, supporting and fixing devices.
9. The structure and function of the fallopian tubes.
10. The structure and function of the uterus.
11. The structure of the vagina. Cyclic changes in the mucosa and contents of the vagina, their diagnostic value.
12. Topographic anatomy of the external genitalia.
13. Anatomy of the pelvic floor.

Russian Ministry of Science and Higher Education Ulyanovsk State University	Form	
F-Working Discipline Program		


14. The system of survey of gynecological patients. Methods of objective research in gynecological practice.
15. Organization of contraceptive care for women. Modern contraceptives.
16. Cytological research methods in gynecology.
17. Radiological methods of research in gynecology.
18. Hormones of the hypothalamic-pituitary system and their biological effect.
19. Ovarian hormones and their biological effect.
20. Hypothalamic-pituitary regulation of the menstrual cycle.
21. Ovarian-menstrual cycle.
22. Tests of functional diagnostics, interpretation of their results.
23. Uterine form of amenorrhea. Etiology, pathogenesis, diagnostic methods, therapy.
24. Sheehan's syndrome. Etiopathogenesis, clinic, diagnosis, methods of therapy.
25. hyperprolactinemia syndrome. Clinic, diagnostics, methods of therapy.
26. Gonadal dysgenesis. Etiopathogenesis, clinic, diagnosis, therapy.
27. Polycystic ovary syndrome. Etiopathogenesis, clinic, diagnosis, treatment.
28. Premenstrual syndrome. Etiopathogenesis, clinic, diagnosis and treatment.
29. Perimenopausal syndrome. Etiopathogenesis, clinic, diagnosis and treatment.
30. Post-castration syndrome. Etiopathogenesis, clinic, diagnosis and treatment.
31. Abnormal uterine bleeding at puberty (juvenile). Etiopathogenesis, clinic, diagnosis and treatment.
32. Abnormal anovulatory (dysfunctional) uterine bleeding in the reproductive and menopausal period. Etiopathogenesis, clinic, features of hemostasis, principles of treatment.
33. Hypomenstrual syndrome. Etiology, pathogenesis, clinic, diagnosis and treatment.
34. Pelvioperitonitis. Etiopathogenesis, clinic, diagnosis, principles of therapy.
35. Cancer of the uterine body. Classification, pathogenesis, clinic, diagnosis. Methods of treatment depending on the stage of the disease. Forecast. Prevention.
36. Benign epithelial tumors of the ovaries. Classification, clinic, diagnosis, treatment.
37. Uterine fibroids. Classification, etiopathogenesis, clinic, diagnosis, treatment.
38. Ovarian cysts. Classification, clinic, diagnosis, treatment.
39. Hormone-producing ovarian tumors. Classification, etiopathogenesis, clinic, diagnosis, treatment.
40. Ovarian cancer. Classification, pathogenesis, clinic, diagnosis, treatment. Forecast. Prevention.
41. External endometriosis. Definition, etiopathogenesis, clinic, diagnosis, treatment.
42. Internal endometriosis. Definition of the concept, etiopathogenesis, clinic, diagnosis, treatment methods.
43. Determination of the degree of purity of the vaginal smear. Interpretation of the results.
44. Physiotherapy and balneological methods of treatment of gynecological patients. Indications and contraindications.
45. Bartholinite. Etiology, clinic, treatment.
46. Salpingoophoritis. Etiopathogenesis, clinic, diagnosis, treatment.
47. Cervical cancer. Classification, etiology, diagnosis, treatment methods. Prevention of cervical cancer.
48. Benign diseases of the cervix. Classification, diagnosis, and treatment methods.
49. Precancerous diseases of the cervix. Classification, diagnosis, treatment methods.
50. Chronic genital infection (gonorrhea, candidomycosis, chlamydia, trichomoniasis). Etiopathogenesis, clinic, diagnosis, treatment.
51. Infertile marriage. Definition of the concept, reasons. Scheme of examination of a infertile couple.
52. Cervical biopsy. Indications, contraindications. The technique of execution.

Russian Ministry of Science and Higher Education Ulyanovsk State University	Form	
F-Working Discipline Program		


53. Colposcopy is simple and extended. Indications, execution technique.
54. Hysterosalpingography. Indications, contraindications. The technique of execution.
55. Hysteroscopy. Indications, contraindications. The technique of execution.
56. Diagnostic curettage of the uterine cavity. Indications, contraindications. The technique of execution.
57. Wedge-shaped resection of the ovaries. Indications, anesthesia. The technique of the operation.
58. Cystectomy. Indications, anesthesia. The technique of the operation.
59. Amputation of the cervix. Varieties, indications, technique.
60. Supravaginal amputation of the uterus. Indications, anesthesia. The technique of the operation.
61. Extirpation of the uterus without appendages. Indications, equipment.
62. Exfoliation of the cyst of the large gland of the vestibule of the vagina. Indications, equipment.
63. Extended extirpation of the uterus with appendages. Indications, equipment.
64. Emmett's operation. Indications, equipment.
65. Puncture of the posterior vaginal arch. Indications, anesthesia. The technique of execution.
66. Conservative myomectomy. Indications, varieties, technique of execution.
67. Polypectomy. Indications, equipment.
68. Diagnostic laparoscopy. Chromohydrotubation. Indications, contraindications, technique of execution.

3. Obstetrics and Gynecology, 6th year (Per semester B) - exam.


1. Generally uniform-narrowed pelvis. Diagnostics. Features of biomechanism and the course of labor in a generally evenly narrowed pelvis. Complications for the mother and fetus.
2. The transverse position of the fetus. Causes of occurrence, diagnostic methods. Features of pregnancy and childbirth management. Complications in childbirth for the mother and fetus. The classic turn of the fetus on the leg.
3. Abdominal obstetric forceps. Indications. conditions, equipment. Possible complications.
4. Obstetric peritonitis. Etiology, classification, clinic, diagnosis. Basic principles of therapy. Prevention.
5. Bleeding in the first half of pregnancy: spontaneous miscarriage, bladder drift, ectopic pregnancy. Clinic and differential diagnosis. Medical tactics.
6. Ruptures of the uterus. Causes and mechanism. Classification. Clinic and diagnostics. Medical tactics.
7. Placental insufficiency. Classification, clinical forms. Methods for diagnosing the condition of the intrauterine fetus. Therapy and prevention of placental insufficiency
8. Premature birth. Classification depending on the timing of the interruption. Etiology, risk groups. Clinic, diagnosis, treatment.
9. Weakness of labor activity. Etiology and pathogenesis. Classification, diagnostics. Modern methods of treatment. Complications for the mother and fetus.
10. Cesarean section. Classification. The readings are absolute and relative. Conditions and technique of cesarean section operation in the lower uterine segment. The place of corporate caesarean section in modern obstetrics. Types of sutures on the uterus.
11. Weekend obstetric forceps. Indications. conditions, equipment. Possible complications.

Russian Ministry of Science and Higher Education Ulyanovsk State University	Form	
F-Working Discipline Program		

12. Premature detachment of the normally located placenta. Etiology. Classification. Diagnostics. medical tactics.
13. The concept of an anatomically narrow pelvis. Classification of narrow pelvises by shape and degree of narrowing. Diagnosis of narrow pelvises. Additional pelviometry. Tactics of delivery.
14. Transversely narrowed pelvis. Diagnostics. Features of biomechanism and the course of labor in a transversely narrowed pelvis. Complications for the mother and fetus.
15. The concept of a clinically narrow pelvis. Signs of clinical inconsistency. Tactics of labor management with various degrees of clinical inconsistency. Possible complications for the mother and fetus.
16. Obstetric injuries: ruptures of the perineum, vagina, cervix. Etiology. Classification. Diagnostics. treatment. Prevention.
17. Pelvic presentation of the fetus. Causes of occurrence, diagnostic methods. Features of pregnancy and childbirth management. Complications in childbirth for the mother and fetus. Fetal extraction by the pelvic end.
18. Massive obstetric bleeding. Causes of bleeding in the early postpartum period. Differential diagnosis. Medical tactics. Balloon tamponade. Prevention.
19. Moderate preeclampsia. Clinic, diagnostics. Management of pregnancy and childbirth in women.
20. Hemorrhagic shock. Etiology, pathogenesis. Clinic. Diagnostics. Prevention and treatment of dependence on the stage, prognosis.
21. A simple flat pelvis. Diagnostics. Features of biomechanism and the course of labor in a simple flat pelvis. Complications for the mother and fetus.
22. Ploskorachitic pelvis. Diagnostics. Features of biomechanism and the course of labor in a flat-bronchitic pelvis. Complications for the mother and fetus.
23. Vacuum extraction of the fetus. Indications. conditions, equipment.
24. Anomaly of labor activity. Classification. Risk groups. The role of prostaglandins in prevention and treatment.
25. Discoordinated labor activity. Etiology and pathogenesis. Clinic, diagnostics. Modern methods of treatment. Complications for the mother and fetus.
26. Excessively strong labor activity. Etiology and pathogenesis, clinic, diagnosis. Modern methods of treatment. Complications for the mother and fetus.
27. Miscarriage of pregnancy. Etiology. Risk groups. Modern principles of therapy. Prevention.
28. Placenta previa. Etiology. Classification, clinic, diagnosis. features of pregnancy and childbirth management in women with placenta previa. Hemorrhagic shock. Classification. Diagnostics.
29. DIC-syndrome in obstetrics. Etiology, pathogenesis. Methods of express diagnostics. Prevention and treatment.
30. Bleeding in the subsequent period. Etiology. Differential diagnosis. Medical tactics. Prevention of bleeding in the subsequent and early postpartum periods.
31. Septic postpartum infections. Etiology, classification, clinic, diagnosis. Basic principles of therapy. Prevention of septic diseases in an obstetric hospital.
32. Septic shock. Etiology, classification, clinic, diagnosis. Basic principles of therapy. Prevention.
33. Preeclampsia/Eclampsia. Etiopathogenesis. Classification. Clinic, diagnostics. Management of pregnancy and childbirth in women. Prevention of preeclampsia in a women's clinic. Moderate preeclampsia.
34. Preeclampsia is severe. Management of pregnancy and childbirth in women.

Russian Ministry of Science and Higher Education Ulyanovsk State University	Form	
F-Working Discipline Program		

35. Eclampsia. Classification. Diagnostics. Principles of pathogenetic therapy. Management of pregnancy and childbirth. Complications for the mother and fetus.
36. Immunological conflict in obstetrics. Ways of sensitization. Diagnostic methods. Management of pregnancy in women with immunological conflict. Prevention.
37. Pregnancy and anemia. Etiology. pathogenesis. Clinic, diagnostics, modern principles of therapy, prevention. Indications for termination of pregnancy. Management of pregnancy and childbirth, the postpartum period.
38. Pregnancy and pyelonephritis. Etiology. Pathogenesis. Clinic, diagnostics, modern principles of therapy, prevention. Indications for termination of pregnancy. Management of pregnancy and childbirth, the postpartum period.
39. Pregnancy and diabetes mellitus. The concept of consensus. Etiology. pathogenesis. Clinic, diagnostics, modern principles of therapy, prevention. Indications for termination of pregnancy. Management of pregnancy and childbirth, the postpartum period.
40. Pregnancy and arterial hypertension. Etiology. pathogenesis. Clinic, diagnostics, modern principles of therapy, prevention. Indications for termination of pregnancy. Management of pregnancy and childbirth, the postpartum period.
41. The structure and function of the fallopian tubes.
42. The structure and function of the uterus.
43. The structure of the vagina. Cyclic changes in the mucosa and contents of the vagina, their diagnostic value.
44. Principles of hormone therapy in gynecology.
45. Anovulatory bleeding. Methods of stopping bleeding. Hormonal stasis. Correction of ovarian function.
46. Dysfunctional uterine bleeding in the menopausal period.
47. Topographic anatomy of the external genitalia.
48. Anatomy of the pelvic floor.
49. Indications for surgical treatment for uterine fibroids Radical surgical interventions for uterine fibroids (surgery technique)
50. Conservative therapy of uterine fibroids
51. Cervical biopsy. Indications, contraindications. The technique of execution.
52. The structure of the ovaries and their physiological role in the female body.
53. Blood supply and innervation of the internal genital organs of a woman.
54. The position of the uterus and appendages in the pelvis. Suspending, supporting and fixing devices.
55. Hypothalamic-pituitary regulation of the menstrual cycle.
56. Ovarian-menstrual cycle.
57. Juvenile uterine bleeding. Etiopathogenesis, clinic, diagnosis and treatment.
58. Pelvioperitonitis: clinic, diagnosis, principles of therapy.
59. Salpingoophoritis. Etiopathogenesis, clinic, diagnosis, treatment.
60. Types and techniques of conservative myomectomies
61. Anatomy of the anterior abdominal wall.
62. 22. Hormones of the hypothalamic-pituitary system and their biological effect.
63. Ovarian hormones and their biological effect.
64. Tests of functional diagnostics, interpretation of their results.
65. Ovarian cysts. Classification, clinic, diagnosis, treatment.
66. Ovarian tumors. Classification, etiopathogenesis, clinic, diagnosis, treatment.
67. External endometriosis. Definition, etiopathogenesis, clinic, diagnosis, treatment.
68. Internal endometriosis. Definition of the concept, etiopathogenesis, clinic, diagnosis, treatment methods.

Russian Ministry of Science and Higher Education Ulyanovsk State University	Form	
F-Working Discipline Program		

69. Cervical cancer. Classification, etiology, diagnosis, treatment methods. Prevention of cervical cancer.
70. Benign diseases of the cervix. Classification, diagnosis, treatment methods.
71. Colposcopy is simple and extended. Indications, execution technique.
72. Hysterosalpingography. Indications, contraindications. The technique of execution.
73. Hysteroscopy. Indications, contraindications. The technique of execution.
74. Precancerous diseases of the cervix. Classification, diagnosis, treatment methods.
75. Cystectomy. Indication, anesthesia. The technique of the operation.
76. Amputation of the cervix. Varieties, indications, technique.
77. Clinic of disturbed ectopic pregnancy (tubal abortion, rupture of the fallopian tube). Methods of diagnosis of ectopic pregnancy
78. Tubectomy (surgery technique).
79. Diagnostic curettage of the uterine cavity. Indications, contraindications. The technique of execution.
80. Uterine fibroids: clinical picture. Methods of diagnosing uterine fibroids

10. INDEPENDENT WORK OF STUDENTS

The content, requirements, conditions and procedure for organizing independent work of students, taking into account the form of training, are determined in accordance with the "Regulations on the organization of independent work of students " approved by the Academic Council of UISU (protocol No. 8/268 of 26.03.2019).

Form of study _ _ _ _ full-time

Name of sections and topics	Type of independent work (study of educational material, problem solving, abstract, report, control work, preparation for passing a test, exam, etc.)	Volume in hours	Form of control (checking the solution of problems, abstract, etc.)
Midwifery 7-8 sem.	Curation of a pregnant woman's report, study of educational material, problem solving, preparation for passing the test	50	Verification of problem solving, report, test
Gynecology 9-A sem	Supervision of a gynecological patient report, study of educational material, problem solving, preparation for passing the test	46	Verification of problem solving, report, test
Obstetrics and gynecology In this	Not provided		


11. EDUCATIONAL, METHODOLOGICAL AND INFORMATIONAL SUPPORT OF THE DISCIPLINE

a) List of recommended literature

EDUCATIONAL AND METHODOLOGICAL SUPPORT OF THE DISCIPLINE

Основная

1. Савельева Г.М. Акушерство: учебник / Г. М. Савельева, Р. И. Шалина, Л. Г. Сичинава, О. Б. Панина, М. А. Курцер. - 2-е изд., перераб. и доп. - М.: ГЭОТАР-

Russian Ministry of Science and Higher Education Ulyanovsk State University	Form	
F-Working Discipline Program		

- Медиа, 2018. - 576 с. : ил. - 576 с. - ISBN 978-5-9704-4392-7 - Текст : электронный // ЭБС "Консультант студента" : [сайт]. - URL : <https://www.studentlibrary.ru/book/ISBN9785970443927.html>
2. Баисова Б.И. Гинекология: Учебник / Под ред. Г.М. Савельевой, В.Г. Бреусенко. - 4-е изд., перераб. и доп. - М.: ГЭОТАР-Медиа, 2014. - 432 с. - ISBN 978-5-9704-2994-5 - Текст : электронный // ЭБС "Консультант студента" : [сайт]. - URL : <https://www.studentlibrary.ru/book/ISBN9785970429945.html>

Дополнительная

- Капительный В.А. Акушерство и гинекология. Практические навыки и умения с фантомным курсом: учеб. пособие / В. А. Капительный, М. В. Беришвили, А. В. Мурашко ; под ред. А. И. Ищенко. - М. : ГЭОТАР-Медиа, 2018. - 400 с. - 392 с. - ISBN 978-5-9704-4453-5 - Текст : электронный // ЭБС "Консультант студента" : [сайт]. - URL: <https://www.studentlibrary.ru/book/ISBN9785970444535.html>
- Омаров С.-М. А. Неотложные состояния в акушерстве и гинекологии / под ред. С.-М. А. Омарова - М. : ГЭОТАР-Медиа, 2016. - 272 с. - ISBN 978-5-9704-3860-2 - Текст : электронный // ЭБС "Консультант студента" : [сайт]. - URL : <https://www.studentlibrary.ru/book/ISBN9785970438602.html>
- Акушерство и гинекология № 1 (19), 2018 [Электронный ресурс] / - М.: ГЭОТАР-Медиа, 2018. - ISBN -2018-01 - Режим доступа: <https://www.studentlibrary.ru/book/AG-2018-01.html>
- Актуальные вопросы диагностики и лечения акушерской патологии : учебное пособие / Л. И. Трубникова, Н. В. Вознесенская, В. Д. Таджиева [и др.]; под ред. Л. И. Трубниковой ; УлГУ, ИМЭиФК, Каф. акушерства и гинекологии. - 3-е изд., доп. и изм. - Ульяновск : УлГУ, 2018. - Загл. с экрана. - Электрон. текстовые дан. (1 файл: 4,67 МБ). - Текст : электронный.- <http://lib.ulsu.ru/MegaPro/Download/MObject/1445>
- Практические навыки по акушерству и гинекологии : учеб. пособие для студентов мед. вузов, клин. интернов и ординаторов, врачей акушеров-гинекологов / Л. И. Трубникова, В. Д. Таджиева, Н. В. Вознесенская [и др.]; под ред. Л. И. Трубниковой; УлГУ, ИМЭиФК. - Ульяновск : УлГУ, 2016. - Загл. с экрана. - Электрон. текстовые дан. (1 файл : 14,5 МБ). - Текст : электронный.- <http://lib.ulsu.ru/MegaPro/Download/MObject/968>

Учебно-методическая

- Актуальные вопросы гинекологии : учебно-методическое пособие / Л. И. Трубникова, Н. В. Вознесенская, В. Д. Таджиева [и др.]; под ред. Л. И. Трубниковой ; УлГУ, ИМЭиФК, Каф. акушерства и гинекологии. - 2-е изд. - Ульяновск : УлГУ, 2019. - Загл. с экрана. - Электрон. текстовые дан. (1 файл : 6,22 МБ). - Текст : электронный.-


<http://lib.ulsu.ru/MegaPro/Download/MObject/1954>

2. Физиологическое акушерство: учебно-методическое пособие / Л. И. Трубникова, П. В. Вознесенская, В. Д. Таджнева и др.; под ред. Л. И. Трубниковой; УлГУ, ИМЭиФК. - Ульяновск : УлГУ, 2018. - Загл. с экрана. - Электрон. текстовые дан. (1 файл : 3,65 МБ). - Текст : электронный.-
<http://lib.ulsu.ru/MegaPro/Download/MObject/1239>
3. Instruction and methodological manual on physiological obstetrics / M. L. Albutova, N. V. Voznesenskaya, T. Y. Kornilova [и др.] ; edited by L. I. Trubnikova ; Ulyanovsk State University, Faculty of Medicine, Department of Obstetrics and Gynecology. - 3rd edition. - Электрон. текстовые дан. (1 файл : 3,91 МБ). - Ulyanovsk: ULSU, 2018. - Загл. с экрана. - Текст : электронный <http://lib.ulsu.ru/MegaPro/Download/MObject/1366>
4. Албутова М.Л. Методические разработки для самостоятельной работы студентов по дисциплине «Акушерство и гинекология» для специальности 31.05.01 «Лечебное дело» (VII - VIII семестры / М. Л. Албутова; УлГУ, ИМЭиФК, Мед. фак. - Ульяновск: УлГУ, 2019. - Загл. с экрана; Неопубликованный ресурс. - Электрон. текстовые дан. (1 файл : 354 КБ). - Текст : электронный.
<http://lib.ulsu.ru/MegaPro/Download/MObject/4796>
5. Богдасаров А. Ю. Методические указания для самостоятельной работы студентов по дисциплине «Акушерство и гинекология» блок «Гинекология» для специальности 31.05.01 «Лечебное дело» (IX – X семестры) / А. Ю. Богдасаров; УлГУ, ИМЭиФК, Мед. фак. - Ульяновск: УлГУ, 2019. - Загл. с экрана; Неопубликованный ресурс. - Электрон. текстовые дан. (1 файл : 311 КБ). - Текст : электронный.
<http://lib.ulsu.ru/MegaPro/Download/MObject/4797>
6. Таджнева В. Д. Методические указания для самостоятельной работы студентов (СРС) для подготовки к практическим занятиям и экзамену по дисциплине «Акушерство и гинекология» блок «Акушерство» для специальности 31.05.01 «Лечебное дело» (XI-XII семестры) / В. Д. Таджнева, В. Ю. Жданова; УлГУ, ИМЭиФК, Мед. фак. - Ульяновск : УлГУ, 2019. - Загл. с экрана; Неопубликованный ресурс. - Электрон. текстовые дан. (1 файл : 516 КБ). - Текст : электронный.
<http://lib.ulsu.ru/MegaPro/Download/MObject/4810>

Согласовано:

Главный библиотекарь _____ Стадольникова Л.Р.
Должность, сотрудник научной библиотеки _____ ФИО

_____ / *стад* / _____
подпись дата

Russian Ministry of Science and Higher Education Ulyanovsk State University	Form	
F-Working Discipline Program		

б) Программное обеспечение _____

Федеральное государственное бюджетное образовательное учреждение высшего образования
Решение Ученого совета Ульяновский государственный университет
О внесении изменений в локально-нормативные акты
Протокол № 6/266 от 29.01.19.

1. MedShow – программа просмотра снимков и рисунков.

2. GD/F56H-intelligencedigitalObstetricsandGynecologyskilltrainingsystem (computermonitored) – GD/F56 высокоинтеллектуальная цифровая система-симулятор акушерских и гинекологических навыков (управляемая компьютером).

Список используемого программного обеспечения

наименование	договор
СПС Консультант Плюс	Договор №1-2016-1327 от 01.03.2016
НЭБ РФ	Договор №101/НЭБ/2155 от 14.04.2017
ЭБС IPRBooks	контракт №4429/18 от 10.10.2018
АИБС "МегаПро"	Договор №727 от 22.11.2018
Система «Антиплагиат.ВУЗ»	Договор №360 от 25.06.2018
ОС MicrosoftWindows	контракт №580 от 29.08.2014, контракт №581 от 29.08.2014 (оба контракта на одно и то же кол-во лицензий)
MicrosoftOffice 2016	Договор №991 от 21.12.2016
или	
«МойОфис Стандартный»	Договор №793 от 14.12.2018

Покупали для комп. класса ИМЭФК:

Автоматизированная информационная система «Витакор РМИС»	Договор №1418/У от 25.03.2018
StatisticaBasicAcademicforWindows 13	510 от 06.08.2018

в) Профессиональные базы данных, информационно-справочные системы

1. Электронно-библиотечные системы:

1.1. IPRbooks : электронно-библиотечная система : сайт / группа компаний Ай Пи Ар Медиа. - Саратов. [2021]. – URL: <http://www.iprbookshop.ru>. – Режим доступа: для зарегистрир. пользователей. - Текст : электронный.

1.2. ЮРАЙТ : электронно-библиотечная система : сайт / ООО Электронное издательство ЮРАЙТ. – Москва. [2021]. - URL: <https://urait.ru>. – Режим доступа: для зарегистрир. пользователей. - Текст : электронный.

1.3. Консультант студента : электронно-библиотечная система : сайт / ООО Политехресурс. – Москва. [2021]. – URL: <https://www.studentlibrary.ru/cgi-bin/mb4x>. – Режим доступа: для зарегистрир. пользователей. – Текст : электронный.

1.4. Консультант врача : электронно-библиотечная система : сайт / ООО Высшая школа организации и управления здравоохранением-Комплексный медицинский консалтинг. – Москва. [2021]. – URL: <https://www.rosmedlib.ru>. – Режим доступа: для зарегистрир. пользователей. – Текст : электронный.


1.5. Большая медицинская библиотека : электронно-библиотечная система : сайт / ООО Букап. – Томск. [2021]. – URL: <https://www.books-up.ru/ru/library/>. – Режим доступа: для зарегистрир. пользователей. – Текст : электронный.

1.6. Лань : электронно-библиотечная система : сайт / ООО ЭБС Лань. – Санкт-Петербург. [2021]. – URL: <https://e.lanbook.com>. – Режим доступа: для зарегистрир. пользователей. – Текст : электронный.

1.7. Znanium.com : электронно-библиотечная система : сайт / ООО Знаниум. - Москва. [2021]. - URL: <http://znanium.com>. – Режим доступа : для зарегистрир. пользователей. - Текст : электронный.

1.8. Clinical Collection : коллекция для медицинских университетов, клиник, медицинских библиотек // EBSCOhost : [портал]. – URL: <http://web.b.ebscohost.com/ehost/search/advanced?vid=1&sid=9f57a3e1-1191-414b-8763-e97828f9f7e1%40sessionmgr102>. – Режим доступа : для авториз. пользователей. – Текст : электронный.

1.9. Русский язык как иностранный : электронно-образовательный ресурс для иностранных студентов : сайт / ООО Компания «Ай Пи Ар Медиа». – Саратов. [2021]. – URL: <https://ros-edu.ru>. – Режим доступа: для зарегистрир. пользователей. – Текст : электронный.

Russian Ministry of Science and Higher Education Ulyanovsk State University	Form	
F-Working Discipline Program		

2. КонсультантПлюс [Электронный ресурс]: справочная правовая система. /ООО «Консультант Плюс» - Электрон. дан. - Москва : КонсультантПлюс, [2021].

3. Базы данных периодических изданий:

3.1. База данных периодических изданий : электронные журналы / ООО ИВИС. - Москва, [2021]. – URL: <https://dlib.eastview.com/browse/udb/12>. – Режим доступа : для авториз. пользователей. – Текст : электронный.

3.2. eLIBRARY.RU: научная электронная библиотека : сайт / ООО Научная Электронная Библиотека. – Москва, [2021]. – URL: <http://elibrary.ru>. – Режим доступа : для авториз. пользователей. – Текст : электронный

3.3. «Grebennikon» : электронная библиотека / ИД Гребенников. – Москва, [2021]. – URL: <https://id2.action-media.ru/Personal/Products>. – Режим доступа : для авториз. пользователей. – Текст : электронный.

4. Национальная электронная библиотека : электронная библиотека : федеральная государственная информационная система : сайт / Министерство культуры РФ ; РГБ. – Москва, [2021]. – URL:<https://нэб.рф>. – Режим доступа : для пользователей научной библиотеки. – Текст : электронный.

5. SMARTImagebase // EBSCOhost : [портал]. – URL: <https://ebSCO.smartimagebase.com/?TOKEN=EBSCO-1a2ff8c55aa76d8229047223a7d6dc9c&custid=s6895741>. – Режим доступа : для авториз. пользователей. – Изображение : электронные.

6. Федеральные информационно-образовательные порталы:

6.1. Единое окно доступа к образовательным ресурсам : федеральный портал / учредитель ФГАОУ ДПО ЦРГОП и ИТ. – URL: <http://window.edu.ru/> . – Текст : электронный.

6.2. Российское образование : федеральный портал / учредитель ФГАОУ ДПО ЦРГОП и ИТ. – URL: <http://www.edu.ru>. – Текст : электронный.

7. Образовательные ресурсы УлГУ:

7.1. Электронная библиотека УлГУ : модуль АБИС Мега-ПРО / ООО «Дата Экспресс». – URL: <http://lib.ulsu.ru/MegaPro/Web>. – Режим доступа : для пользователей научной библиотеки. – Текст : электронный.

Согласовано:

Зам.кан. УИТИ
 должность сотрудника УИТИ

Ключева В
 ФИО

[Подпись]
 подпись дата


11. MATERIAL AND TECHNICAL SUPPORT OF THE DISCIPLINE:

*** The list of premises required for conducting classroom classes in the discipline**

432048, Ulyanovsk region, Ulyanovsk GUZ OKB, Perinatal Center,

III Internationala str., 7

- * Professor's office (28.8 m2)
- * Classroom No. 1 (16.97 m2)
- * Classroom No. 2 (16.2 m2)

Russian Ministry of Science and Higher Education Ulyanovsk State University	Form	
F-Working Discipline Program		

- * Classroom No. 3 (29.64 m2)
- * conference hall – 42 m2

432064, Ulyanovsk region, Ulyanovsk, GUZ GKB No. 1 Perinatal Center, 4 Doctor Surov Ave.

- * Conference hall No. 34 (65, 8m2)
- * Classroom No. 33 (16m2)
- * professor's office – 14 sq. m.
- study room No. 1-14 sq. m.
- study room No. 3 – 20 sq. m.
- * Classroom No. 2 (16, 2m2)
- * Classroom No. 4 (13, 7m2)

The premises are equipped with a set of student furniture for 14-20 seats, a classroom board, a teacher's workplace

Lecture hall (300-400 seats) 432017, Ulyanovsk region, Ulyanovsk, ul. 106 Sviyaga River Embankment (building 1, building 2, building 4)

Simulation class: 432017, Ulyanovsk region, Ulyanovsk, ul. Embankment of the Sviyaga river, 106 (building 6) 432048, Ulyanovsk region, Ulyanovsk GUZ OKB. Perinatal Center, III Internationala str., 7 (building 4).

- 1. Obstetric dummy or dummy of a woman in labor F1010R, Honglian, China
- 2. A robotic dummy simulator of a woman in labor for processing obstetric, gynecological, neonatal skills, as well as providing emergency care in childbirth and newborns F 56
- * Simulator for suturing perineal tears
- * Simulator for practicing the skills of gynecological examination, hysteroscopy and colposcopy;
- * A phantom for the examination of the mammary glands.

Lecture hall (200 seats)


Technical means: laptop, multimedia projector, screen

The practice of the 4th course is conducted in medical institutions of the city:

1. GUZ UOKB, Perinatal center 432048, Ulyanovsk region, Ulyanovsk, III Internationala str., 7
2. GUZ GKB No. 1 Perinatal center 432064, Ulyanovsk region, Ulyanovsk, Doctor Surov Ave., 4
3. Perinatal center "Mama" 432011, Ulyanovsk region, Ulyanovsk, Radishcheva str., 42 building 5

Practice on obtaining professional skills and experience of professional activity (Assistant to a doctor of an outpatient clinic). 5th year

- * Women's consultation No. 1 432064, Ulyanovsk region, Ulyanovsk, GUZ GKB No. 1 Perinatal center, Doctor Surov Ave., 4
- * Women's consultation of TSGB 432057. Ulyanovsk region, Ulyanovsk, Orenburg str., 27 •
- * Women's consultation of the CCSMH named after the Honored Doctor of Russia V. A. Egorov 432008 Ulyanovsk region, Ulyanovsk, Dostoevsky str., 22

Russian Ministry of Science and Higher Education Ulyanovsk State University	Form	
F-Working Discipline Program		

- Women's consultation No. 1 432002, Ulyanovsk region, Ulyanovsk, Gagarin str., 20
- * Women's consultation No. 4432002, Ulyanovsk region, Ulyanovsk, Ryabikova str., 96

Students conduct independent work in the classrooms of GUZ GKB No. 1 Perinatal Center, and GUZ UOKB, Perinatal Center or the library of UISU 432017, Ulyanovsk region, Ulyanovsk, ul. 106 Svivaga River Embankment (buildings 1 and 2)

Tables

- * on obstetrics:
 - * physiological obstetrics-53
 - * operative obstetrics - 27
 - * in gynecology: menstrual cycle-7
 - operative gynecology – 30
 - * research methods in gynecology – 8

• Videos:

On obstetrics:

- ✓ Акуш Operation Obstetric forceps
- ✓ Ваку Operation Vacuum extraction of the fetus
- ✓ Cesarean section operation
- ✓ Физ Physiology of childbirth
- ✓ та Delivery in the pelvic presentation
- ✓ Аб Abortion
- ✓ Пособие Tsovyanov Manual 1
- ✓ Пособие Tsovyanov's Manual 2
- ✓ Manual manual in the classic way
- ✓ Управля Controlled balloon tamponade
- ✓ Руч Manual separation of the placenta and isolation of the afterbirth


In gynecology;

- ✓ climonorm;
- ✓ endoscopic myomectomy;
- ✓ malformations of the female genital organs;
- ✓ laparoscopy in gynecology;
- ✓ bacterial vaginosis;
- ✓ external endometriosis;

- **Presentations on all topics of lectures of 4-6 courses**

Library: conference materials, textbooks, Ulyanovsk Medical and Biological Journal, etc. GUZ GKB No. 1 Perinatal Center, and GUZ UOKB, Perinatal Center

- * Computers (2 pcs), laptop (2 pcs.), netbook (1 pc.).
- * Multimedia projector,
- * A set of tools for obstetric and gynecological operations, a KIWI vacuum extractor, models of female pelvises, phantoms, dolls,
- * GD/F56-a robotic dummy simulator of a woman in labor with a fetal dummy,
- * phantom of the forearms for Implanon insertion,

Russian Ministry of Science and Higher Education Ulyanovsk State University	Form	
F-Working Discipline Program		

Library: conference materials, textbooks, Ulyanovsk Medical and Biological Journal, etc. GUZ GKB No. 1 Perinatal Center, and GUZ UOKB, Perinatal Center

- * Computers (2 pcs), laptop (2 pcs.), netbook (1 pc.).
- * Multimedia projector,
- * A set of tools for obstetric and gynecological operations, a KIWI vacuum extractor, models of female pelvises, phantoms, dolls,
- * GD/F56-a robotic dummy simulator of a woman in labor with a fetal dummy,
- * phantom of the forearms for Implanon insertion,
- * Ultrasound machine-Aloka-500,
- * colposcope,
- * a hysteroscope.

Classrooms for lectures, seminars, group and individual consultations).

The premises for independent work are equipped with computer equipment with the ability to connect to the Internet and provide access to an electronic information and educational environment, an electronic library system.


The classrooms are equipped with specialized furniture, an educational board. Lecture halls are equipped with multimedia equipment to provide information to a large audience. The list of equipment used in the educational process is indicated in accordance with the information on the material and technical support and equipment of the educational process posted on the official website of the USU in the section "Information about the educational organization".


11. SPECIAL CONDITIONS FOR STUDENTS WITH DISABILITIES


If necessary, students from the number of persons with disabilities (at the request of the student) may be offered one of the following options for the perception of information tailored to their individual psychophysical characteristics:

- for persons with disabilities: in print enlarged font; in the form of an electronic document; in the form of an audio file (translated educational materials in audio format); printed in Braille; individual consultations with the involvement of Teploenergetika; individual tasks and consultations;
- for persons with hearing impairments: in printed form; in the form of an electronic document; video materials with subtitles; individual consultations with the involvement of a sign language interpreter; individual tasks and consultations;
- for persons with disorders of the musculoskeletal system: in printed form; in the form of an electronic document; in the form of an audio file; individual tasks and consultations;

If it is necessary to use partially/exclusively distance educational technologies in the educational process, the organization of the work of teaching staff with students with **disabilities and disabilities is provided in an electronic information** and educational environment, taking into account their individual psychophysical characteristics.

Developer  Associate Professor Tadzjeva V. D.
Signature position Full name

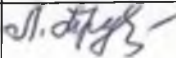

Developer  Assistant Marinova O. A.
signature position full name

Министерство науки и высшего образования РФ	Форма	
Ф Рабочая программа дисциплины		

LIST OF CHANGES of 1

Educational plan of discipline ” Obstetrics and gynecology

Speciality 31.05.01. «General medicine»

№	Content of the change or a link to the attached text of the	Full name of the head of the Department developing the discipline	Signature	Date
1	Introduction of changes to item C) Professional databases, information and reference systems item 11 "Educational, methodological and information support of the discipline" with the design of Appendix 1	Trubnikova L. I.		31.08.22
2	Introduction of changes to item A) Recommended Literature item 11 "Educational, methodological and information support of the discipline" with the design of Appendix 2	Trubnikova L. I.		31.08.22


Appendix 1

a) List of recommended literature

Main literature:

1 Sidorova, I. S. Obstetrics and gynecology : Vol. 1. Physiological obstetrics : textbook / Sidorova I. S. , Nikitina N. A. - Москва : ГЭОТАР-Медиа, 2021. - 336 с. - ISBN 978-5-9704-6010-8. - Текст :электронный // ЭБС "Консультантстудента" : [сайт]. - URL : <https://www.studentlibrary.ru/book/ISBN9785970460108.html>

2 Sidorova, I. S. Obstetrics and gynecology : Vol. 4. Gynecology : textbook / Sidorova I. S. , Unanyan A. L. , Nikitina N. A. - Москва : ГЭОТАР-Медиа, 2021. - 192 с. - ISBN 978-5-9704-6013-9. - Текст :электронный // ЭБС "Консультантстудента" : [сайт]. - URL : <https://www.studentlibrary.ru/book/ISBN9785970460139.html>

Министерство науки и высшего образования РФ Ульяновский государственный университет	Форма	
Ф-Рабочая программа дисциплины		

3 Radzinskiy, V. E. (Радзинский В. Е.) Gynecology : textbook / ed. by Radzinskiy V. E. , Fuks A. M. - Москва : ГЭОТАР-Медиа, 2020. - 896 с. - ISBN 978-5-9704-5799-3. - Текст : электронный // ЭБС "Консультант студента" : [сайт]. - URL : <https://www.studentlibrary.ru/book/ISBN9785970457993.html>

Additional literature:

1. Андреева М. В. Diseases of the urinary tract, kidney and pregnancy = Заболевания мочевыводящих путей, почек и беременность : study guide / М. В. Андреева, Е. П. Шевцова, Ж. С. Мартинсон. - Волгоград : ВолгГМУ, 2021. - 88 с. - ISBN 9785965206308. - Текст : электронный // ЭБС "Букап" : [сайт]. - URL : <https://www.books-up.ru/ru/book/diseases-of-the-urinary-tract-kidney-and-pregnancy-13816236/>

2. Instruction and methodological manual on physiological obstetrics / M. L. Albutova, N. V. Voznesenskaya, T. Y. Kornilova [и др.] ; edited by L. I. Trubnikova ; Ulyanovsk State University, Faculty of Medicine, Department of Obstetrics and Gynecology. - 3rd edition. - Электрон. текстовые дан. (1 файл : 3,91 Мб). - Ulyanovsk: ULSU, 2018. - Загл. с экрана. - Текст : электронный <http://lib.ulsu.ru/MegaPro/Download/MObject/1366>

3 Андреева М. В. Вопросы частной гинекологии. Manual Issues in Particular Gynecology / М. В. Андреева, Е. П. Шевцова, Ж. С. Мартинсон. - 2-е изд. доп.. - Волгоград : ВолгГМУ, 2019. - 92 с. - Текст : электронный // ЭБС "Букап" : [сайт]. - URL : <https://www.books-up.ru/ru/book/voprosy-chastnoj-ginekologii-manual-issues-in-particular-gynecology-9808729/>.

4. Strizhakov, A. N. Methodology and methods of educational obstetric history taking : tutorial guide / A. N. Strizhakov, I. V. Ignatko, A. M. Rodionova [et al.]. - Москва : ГЭОТАР-Медиа, 2022. - 80 с. - ISBN 978-5-9704-6449-6. - Текст : электронный // ЭБС "Консультант студента" : [сайт]. - URL : <https://www.studentlibrary.ru/book/ISBN9785970464496.html>

Educational- methodical:

1. Albutova M. L. Methodological developments for independent work of students discipline «Ob/gynecology» for the specialty 31.05.01 «Medical business» (VII - VIII semester) / M. L. Albutova; Ulyanovsk State University. - Ulyanovsk : ULSU, 2022. - 9 p. - Неопубликованный ресурс; На англ. яз. - URL: <http://lib.ulsu.ru/MegaPro/Download/MObject/11600>. - Режим доступа: ЭБС УлГУ. - Текст : электронный.

2. Bogdasarov A.Yu. Methodological instructions for students' independent work for the discipline «Obstetrics and gynecology» block «Gynecology» for the specialty 31.05.01 «Medical business» (IX - X terms) / Bogdasarov A.Yu.; Ulyanovsk State University. - Ulyanovsk : ULSU, 2022. - 9 p. - Неопубликованный ресурс; На англ. яз. - URL: <http://lib.ulsu.ru/MegaPro/Download/MObject/11601>. - Режим доступа: ЭБС УлГУ. - Текст : электронный.

3. Tajieva V. D. Methodological instructions for students in preparation for practical exercises on the discipline «Obstetrics» for the specialty 31.05.01 «Medical business» (XI-XII semester) / V. D. Tajieva, O. A. Marinova; Ulyanovsk State University. - Ulyanovsk : ULSU, 2022. - 31 p. - Неопубликованный ресурс; На англ. яз. - URL: <http://lib.ulsu.ru/MegaPro/Download/MObject/11614>. - Режим доступа: ЭБС УлГУ. - Текст : электронный.

4. Methodological instructions for students' independent work for the discipline «Obstetrics and gynecology» block «Obstetrics» for the specialty 31.05.01 «Medical business» (XI - XII terms) / V. D. Tajieva, O. A. Marinova; Ulyanovsk State University. - Ulyanovsk : ULSU, 2022. - 31 p. - Неопубликованный ресурс; На англ. яз. - URL: <http://lib.ulsu.ru/MegaPro/Download/MObject/11615>. - Режим доступа: ЭБС УлГУ. - Текст : электронный.

Agreed:

Chief Librarian

/Stadolnikova D.R. /

 /


_____ /

Position of the scientific library employee

Full name

signature

date

Министерство науки и высшего образования РФ Ульяновский государственный университет	Форма	
Ф-Рабочая программа дисциплины		

3 Radzinskiy, V. E. (Радзинский В. Е.) Gynecology : textbook / ed. by Radzinskiy V. E. , Fuks A. M. - Москва : ГЭОТАР-Медиа, 2020. - 896 с. - ISBN 978-5-9704-5799-3. - Текст : электронный // ЭБС "Консультант студента" : [сайт]. - URL : <https://www.studentlibrary.ru/book/ISBN9785970457993.html>

Additional literature:

1. Андреева М. В. Diseases of the urinary tract, kidney and pregnancy = Заболевания мочевыводящих путей, почек и беременность : study guide / М. В. Андреева, Е. П. Шевцова, Ж. С. Мартинсон. - Волгоград : ВолгГМУ, 2021. - 88 с. - ISBN 9785965206308. - Текст : электронный // ЭБС "Букап" : [сайт]. - URL : <https://www.books-up.ru/ru/book/diseases-of-the-urinary-tract-kidney-and-pregnancy-13816236/>

2. Instruction and methodological manual on physiological obstetrics / M. L. Albutova, N. V. Voznesenskaya, T. Y. Kornilova [и др.] ; edited by L. I. Trubnikova ; Ulyanovsk State University, Faculty of Medicine, Department of Obstetrics and Gynecology. - 3rd edition. - Электрон. текстовые дан. (1 файл : 3,91 Мб). - Ulyanovsk: ULSU, 2018. - Загл. с экрана. - Текст : электронный <http://lib.ulsu.ru/MegaPro/Download/MObject/1366>

3 Андреева М. В. Вопросы частной гинекологии. Manual Issues in Particular Gynecology / М. В. Андреева, Е. П. Шевцова, Ж. С. Мартинсон. - 2-е изд. доп.. - Волгоград : ВолгГМУ, 2019. - 92 с. - Текст : электронный // ЭБС "Букап" : [сайт]. - URL : <https://www.books-up.ru/ru/book/voprosy-chastnoj-ginekologii-manual-issues-in-particular-gynecologyv-9808729/>.

4. Strizhakov, A. N. Methodology and methods of educational obstetric history taking : tutorial guide / A. N. Strizhakov, I. V. Ignatko, A. M. Rodionova [et al.]. - Москва : ГЭОТАР-Медиа, 2022. - 80 с. - ISBN 978-5-9704-6449-6. - Текст : электронный // ЭБС "Консультант студента" : [сайт]. - URL : <https://www.studentlibrary.ru/book/ISBN9785970464496.html>

Educational- methodical:

1. Albutova M. L. Methodological developments for independent work of students discipline «Ob/gynecology» for the specialty 31.05.01 «Medical business» (VII - VIII semester) / M. L. Albutova; Ulyanovsk State University. - Ulyanovsk : UISU, 2022. - 9 p. - Неопубликованный ресурс; На англ. яз. - URL: <http://lib.ulsu.ru/MegaPro/Download/MObject/11600>. - Режим доступа: ЭБС УлГУ. - Текст : электронный.

2. Bogdasarov A.Yu. Methodological instructions for students' independent work for the discipline «Obstetrics and gynecology» block «Gynecology» for the specialty 31.05.01 «Medical business» (IX - X terms) / Bogdasarov A.Yu.; Ulyanovsk State University. - Ulyanovsk : UISU, 2022. - 9 p. - Неопубликованный ресурс; На англ. яз. - URL: <http://lib.ulsu.ru/MegaPro/Download/MObject/11601>. - Режим доступа: ЭБС УлГУ. - Текст : электронный.

3. Tajieva V. D. Methodological instructions for students in preparation for practical exercises on the discipline «Obstetrics» for the specialty 31.05.01 «Medical business» (XI-XII semester) / V. D. Tajieva, O. A. Marinova; Ulyanovsk State University. - Ulyanovsk : UISU, 2022. - 31 p. - Неопубликованный ресурс; На англ. яз. - URL: <http://lib.ulsu.ru/MegaPro/Download/MObject/11614>. - Режим доступа: ЭБС УлГУ. - Текст : электронный.

Agreed:

Chief Librarian

/Stadolnikova D.R. /

 /


date

Position of the scientific library employee

Full name

signature

date

Министерство науки и высшего образования РФ Ульяновский государственный университет	Форма	
Ф-Рабочая программа дисциплины		

Professional databases, information and reference systems

1. Electronic library systems:

List of software used

name
SPS Consultant Plus
NEB RF
EBS IPRbooks
AIBS "MegaPro"
The Anti-Plagiarism system. University
Microsoft Windows OS

Microsoft Office 2016
"MyOffice Standard"

Bought for comp. IMEIFC class:

Automated information system "Vitakor RMIS"
Statistica Basic Academic for Windows 13

1. Электронно-библиотечные системы:

1.1. IPRbooks : электронно-библиотечная система : сайт / группа компаний Ай Пи Ар Медиа. - Саратов, [2022]. – URL: <http://www.iprbookshop.ru>. – Режим доступа: для зарегистрир. пользователей. - Текст : электронный.


1.2. ЮРАЙТ : электронно-библиотечная система : сайт / ООО Электронное издательство ЮРАЙТ. – Москва, [2022]. - URL: <https://urait.ru>. – Режим доступа: для зарегистрир. пользователей. - Текст : электронный.

1.3. Консультант студента : электронно-библиотечная система : сайт / ООО Политехресурс. – Москва, [2022]. – URL: <https://www.studentlibrary.ru/cgi-bin/mb4x>. – Режим доступа: для зарегистрир. пользователей. – Текст : электронный.

1.4. Консультант врача : электронно-библиотечная система : сайт / ООО Высшая школа организации и управления здравоохранением-Комплексный медицинский консалтинг. – Москва, [2022]. – URL: <https://www.rosmedlib.ru>. – Режим доступа: для зарегистрир. пользователей. – Текст : электронный.

1.5. Большая медицинская библиотека : электронно-библиотечная система : сайт / ООО Букап. – Томск, [2022]. – URL: <https://www.books-up.ru/ru/library/>. – Режим доступа: для зарегистрир. пользователей. – Текст : электронный.

1.6. Лань : электронно-библиотечная система : сайт / ООО ЭБС Лань. – Санкт-Петербург, [2022]. – URL: <https://e.lanbook.com>. – Режим доступа: для зарегистрир. пользователей. – Текст : электронный.

Министерство науки и высшего образования РФ Ульяновский государственный университет	Форма	
Ф-Рабочая программа дисциплины		

1.7. Znaniium.com :электронно-библиотечная система : сайт / ООО Знаниум. - Москва, [2022]. - URL: <http://znaniium.com> . – Режим доступа : для зарегистрир. пользователей. - Текст : электронный.

1.8. Clinical Collection : коллекция для медицинских университетов, клиник, медицинских библиотек // EBSCOhost : [портал]. – URL: <http://web.b.ebscohost.com/ehost/search/advanced?vid=1&sid=9f57a3e1-1191-414b-8763-e97828f9f7e1%40sessionmgr102>. – Режим доступа : для авториз. пользователей. – Текст : электронный.

1.9. Русский язык как иностранный :электронно-образовательный ресурс для иностранных студентов : сайт / ООО Компания «Ай Пи Ар Медиа». – Саратов, [2022]. – URL: <https://ros-edu.ru>. – Режим доступа: для зарегистрир. пользователей. – Текст : электронный.

2. КонсультантПлюс [Электронный ресурс]: справочная правовая система. /ООО «Консультант Плюс» - Электрон. дан. - Москва : КонсультантПлюс, [2022].

3. Базы данных периодических изданий:

3.1. База данных периодических изданий : электронные журналы / ООО ИВИС. - Москва, [2022]. – URL: <https://dlib.eastview.com/browse/udb/12>. – Режим доступа : для авториз. пользователей. – Текст : электронный.

3.2. eLIBRARY.RU: научная электронная библиотека : сайт / ООО Научная Электронная Библиотека. – Москва, [2022]. – URL: <http://elibrary.ru>. – Режим доступа : для авториз. пользователей. – Текст : электронный

3.3. «Grebennikon» : электронная библиотека / ИД Гребенников. – Москва, [2021]. – URL: <https://id2.action-media.ru/Personal/Products>. – Режим доступа : для авториз. пользователей. – Текст : электронный.

4. Национальная электронная библиотека : электронная библиотека : федеральная государственная информационная система : сайт / Министерство культуры РФ ; РГБ. – Москва, [2022]. – URL:<https://нэб.рф>. – Режим доступа : для пользователей научной библиотеки. – Текст : электронный.

5. SMARTImagebase // EBSCOhost : [портал]. – URL: <https://ebsco.smartimagebase.com/?TOKEN=EBSCO-1a2ff8c55aa76d8229047223a7d6dc9c&custid=s6895741>. – Режим доступа : для авториз. пользователей. – Изображение : электронные.

6. Федеральные информационно-образовательные порталы:

6.1. Единое окно доступа к образовательным ресурсам : федеральный портал / учредитель ФГАОУ ДПО ЦРГОП и ИТ. – URL: <http://window.edu.ru/> . – Текст : электронный.

6.2. Российское образование : федеральный портал / учредитель ФГАОУ ДПО ЦРГОП и ИТ. – URL: <http://www.edu.ru>. – Текст : электронный.

7. Образовательные ресурсы УлГУ:

7.1. Электронная библиотека УлГУ : модуль АБИС Мега-ПРО / ООО «Дата Экспресс». – URL: <http://lib.ulsu.ru/MegaPro/Web>. – Режим доступа : для пользователей научной библиотеки. – Текст : электронный.


Software

Federal State Budgetary Educational Institution of Higher Education

Decision of the Academic Council Ulyanovsk State University

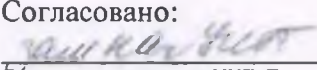
On amendments to local regulations

Protocol No. 6/266 of 29.01.19.

Министерство науки и высшего образования РФ Ульяновский государственный университет	Форма	
Ф-Рабочая программа дисциплины		

1. MedShow is a program for viewing images and drawings.
2. GD/F56H-intelligencedigitalObstetricsandGynecologyskilltrainingsystem (computermonitored) – GD/F56 is a highly intelligent digital system simulator of obstetric and gynecological skills (computer-controlled).

Согласовано:


Должность сотрудника УИТиТ


ФИО


Подпись

Дата

9. MATERIAL AND TECHNICAL SUPPORT OF THE DISCIPLINE:

- A list of premises required for conducting classroom classes in the discipline

- **432048, Ulvanovsk region, Ulvanovsk GUZ OKB, Perinatal Center, III Internationala str.,7**

- Professor's office (28.8 m²)
- Classroom No. 1 (16.97 m²)
- Classroom No. 2 (16.2 m²)
- Classroom No. 3 (29.64 m²)
- conference hall – 42 m²

- **432064, Ulvanovsk region, Ulvanovsk, GUZ GKB No. 1 Perinatal Center, Doctor Surov Ave., 4**


- Conference hall No. 34 (65.8 m²)
- * Classroom No. 33 (16 m²)
- professor's office – 14 sq.m
- study room No. 1- 14 sq.m
- study room No. 3 – 20 sq.m.
- Classroom No. 2 (16,2m²)
- Classroom No. 4 (13.7 m²)

The premises are equipped with a set of student furniture for 14-20 seats, a classroom blackboard, a teacher's workplace

- **Lecture hall (300-400 seats) 432017, Ulvanovsk region, Ulvanovsk, ul. 106 Svivaga River embankment (building 1, building 2, building 4)**

Simulation class: 432017, Ulvanovsk region, Ulvanovsk, ul.Embankment of the Svivaga river,106 (building 6) 432048, Ulvanovsk region, Ulvanovsk GUZ OKB, Perinatal Center, III Internationala str., 7 (building 4). 1.Акушерскиймуляжилиманекенроженицы F1010P, Honglian, Китай

- 2.Robotic dummy simulator of a woman in labor for processing obstetric, gynecological, neonatological skills, as well as providing emergency care in childbirth and newborns F 56
- Simulator for suturing ruptures of the perineum

Министерство науки и высшего образования РФ Ульяновский государственный университет	Форма	
Ф-Рабочая программа дисциплины		

- Simulator for practicing the skills of gynecological examination, hysteroscopy and colposcopy;
- Phantom for breast examination.

Lecture hall (200 seats)

Technical means: laptop, multimedia projector, screen

The practice of the 4th course is conducted in medical institutions of the city:

1. GUZ OKB, Perinatal Center 432048, Ulyanovsk region, Ulyanovsk, III Internationala str., 7
2. GUZ GKB No. 1 Perinatal Center 432064, Ulyanovsk region, Ulyanovsk, Doctor Surov Ave., 4
3. Perinatal center "Mama" 432011, Ulyanovsk region, Ulyanovsk, Radishchev str., 42 bldg.5

Practice in obtaining professional skills and professional experience (Assistant to a doctor of an outpatient clinic).

- 5th year Women's Consultation No. 1 432064, Ulyanovsk region, Ulyanovsk, GUZ GKB No. 1 Perinatal Center, Doctor Surova Ave., 4
- Women's consultation TSGKB 432057. Ulyanovsk region, Ulyanovsk, Orenburg str., 27.
- Women's consultation of the CMSC named after the Honored Doctor of Russia V.A. Egorov 432008 Ulyanovsk region, Ulyanovsk, Dostoevsky str., 22
- Women's consultation No. 1 432002, Ulyanovsk region, Ulyanovsk, Gagarin str., 20
- Women's consultation No. 4432002, Ulyanovsk region, Ulyanovsk, Ryabikova str., 96 Самостоятельная работа студенты проводят в учебных аудиториях ГУЗГКБ №1 Перинатальный центр, и ГУЗУОКБ, Перинатальный центр и библиотеке УлГУ 432017, Ульяновская область, г. Ульяновск, ул. Набережной р. Свияга, 106 (корпус 1 и 2)


Tables:

- on obstetrics:
 - physiological obstetrics – 53
 - operative obstetrics - 27
 - in gynecology: menstrual cycle – 7
 - operative gynecology – 30
 - methods of research in gynecology – 8

• Videos:

On obstetrics:

- ✓ Operation Obstetric Forceps
- ✓ Operation Vacuum extraction of the fetus
- ✓ Cesarean section operation
- ✓ Physiology of childbirth
- ✓ Childbirth in the pelvic presentation
- ✓ Abortion
- ✓ Tsovyanov's Manual 1
- ✓ Manual on Tsovyanov 2
- ✓ Manual manual in the classic way
- ✓ Controlled balloon tamponade
- ✓ Manual separation of the placenta and isolation of the afterbirth *По*

Министерство науки и высшего образования РФ Ульяновский государственный университет	Форма	
Ф-Рабочая программа дисциплины		

gynecology;

- ✓ climonorm;
- ✓ endoscopic myomectomy;
- ✓ malformations of the female genital organs;
- ✓ laparoscopy in gynecology;
- ✓ bacterial vaginosis;
- ✓ - external endometriosis;

• Presentations on all topics of lectures of 4-6 courses


Library: conference materials, textbooks, Ulyanovsk Medical and Biological Journal, etc. GUZ GKB No. 1 Perinatal Center, and GUZ UOKB, Perinatal Center

- * Computers (2 pcs.), laptop (2 pcs.), netbook (1 pc.).
- Multimedia projector,
- * A set of tools for obstetric and gynecological operations, KIWI vacuum extractor, models of female pelvises, phantoms, dolls,
- GD/F56 – robotic dummy simulator of a woman in labor with a dummy fetus,
- phantom forearms for Implanon insertion,
- Ultrasound machine-Aloka-500,
- colposcope,
- hysteroscope.

Classrooms for lectures, seminars, group and individual consultations).

The premises for independent work are equipped with computer equipment with the ability to connect to the Internet and provide access to an electronic information and educational environment, an electronic library system.

The classrooms are equipped with specialized furniture, a blackboard. Lecture halls are equipped with multimedia equipment to provide information to a large audience. The list of equipment used in the educational process is indicated in accordance with the information on the material and technical support and equipment of the educational process posted on the official website of the USU in the section "Information about the educational organization".

Министерство науки и высшего образования РФ Ульяновский государственный университет	Форма	
Ф-Рабочая программа дисциплины		

10. SPECIAL CONDITIONS FOR STUDENTS WITH DISABILITIES


If necessary, students from among persons with disabilities (at the request of the student) may be offered one of the following options for the perception of information, taking into account their individual psychophysical characteristics:

- for persons with visual impairments: in printed form in enlarged font; in the form of an electronic document; in the form of an audio file (translation of educational materials into audio format); in printed form in Braille; individual consultations with the involvement of a typhoid translator; individual assignments and consultations;
- for persons with hearing impairments: in printed form: in the form of an electronic document; video materials with subtitles; individual consultations with the involvement of a sign language interpreter; individual tasks and consultations;
- for persons with musculoskeletal disorders: in printed form: in the form of an electronic document; in the form of an audio file: individual assignments and consultations;

If it is necessary to use partially/ exclusively distance learning technologies in the educational process, the organization of work of teaching staff with students with disabilities and disabilities is provided in an electronic information and educational environment, taking into account their individual psychophysical characteristics.



Developer *Тажиева* - associate professor Tajieva V.D. _____


Developer *Марина* - assistant Marinova O.A.

Russian Ministry of Science and Higher Education Ulyanovsk State University	Form	
F-Working Discipline Program		

LIST OF CHANGES of 2

Educational plan of discipline
«Obstetrics and Gynecology»
31.05.01. "General Medicine"
(with the development of part of the program in English" № 1
Speciality 31.05.01. «General medicine»

№	Content of the change or a link to the attached text of the	Full name of the head of the Department developing the discipline	Signature	Date
1	Introduction of changes to item C) Professional databases, information and reference systems item 11 "Educational, methodological and information support of the discipline" with the design of Appendix 1	<u>Trubnikova L.I.</u>		31.08.23
2	Introduction of changes to item A) Recommended Literature item 11 "Educational, methodological and information support of the discipline" with the design of Appendix 2	<u>Trubnikova L.I.</u>		31.08.23

Russian Ministry of Science and Higher Education Ulyanovsk State University	Form	
F-Working Discipline Program		

Appendix 1

Акушерство и гинекология

11. EDUCATIONAL-METHODICAL AND INFORMATION SUPPORT OF DISCIPLINE


a) List of recommended literature

Main literature:

- 1 Sidorova, I. S. Obstetrics and gynecology : Vol. 1. Physiological obstetrics : textbook / Sidorova I. S. , Nikitina N. A. - Москва : ГЭОТАР-Медиа, 2021. - 336 с. - ISBN 978-5-9704-6010-8. - Текст :электронный // ЭБС "Консультантстудента" : [сайт]. - URL : <https://www.studentlibrary.ru/book/ISBN9785970460108.html>
- 2 Sidorova, I. S. Obstetrics and gynecology : Vol. 4. Gynecology : textbook / Sidorova I. S. , Unanyan A. L. , Nikitina N. A. - Москва : ГЭОТАР-Медиа, 2021. - 192 с. - ISBN 978-5-9704-6013-9. - Текст :электронный // ЭБС "Консультантстудента" : [сайт]. - URL : <https://www.studentlibrary.ru/book/ISBN9785970460139.html>
- 3 Radzinskiy, V. E. (Радзинский В. Е.) Gynecology : textbook / ed. by Radzinskiy V. E. , Fuks A. M. - Москва : ГЭОТАР-Медиа, 2020. - 896 с. - ISBN 978-5-9704-5799-3. - Текст :электронный // ЭБС "Консультантстудента" : [сайт]. - URL : <https://www.studentlibrary.ru/book/ISBN9785970457993.html>

Additional literature:

1. АндрееваМ. В. Diseasesoftheurinarytract, kidneyandpregnancy = Заболеваниямочевыводящихпутей, почкибеременность :studyquide / М. В. Андреева, Е. П. Шевцова, Ж. С. Мартинсон. - Волгоград :ВолгГМУ, 2021. - 88 с. - ISBN9785965206308. - Текст :электронный // ЭБС "Букап" : [сайт]. - URL : <https://www.books-up.ru/ru/book/diseases-of-the-urinary-tract-kidney-and-pregnancy-13816236/>
2. Instruction and methodological manual on physiological obstetrics / М. L. Albutova, N. V. Voznesenskaya, Т. Y. Kornilova [идр.] ; edited by L. I. Trubnikova ; Ulyanovsk State University, Faculty of Medicine, Departament of Obstetrics and Gynecology. - 3rd edition. - Электрон. текстовыедан. (1 файл : 3,91 Мб). - Ulyanovsk: ULSU, 2018. - Загл. сэкрана. - Текст :электронный<http://lib.ulsu.ru/MegaPro/Download/MObject/1366>
- 3 [Андреева М. В. Вопросы частной гинекологии. ManualIssuesinParticularGynecology / М. В. Андреева, Е. П. Шевцова, Ж. С. Мартинсон. - 2-е изд. доп.. - Волгоград :ВолгГМУ, 2019. - 92 с. - Текст :электронный // ЭБС "Букап" : \[сайт\]. - URL : <https://www.books-up.ru/ru/book/voprosy-chastnoj-ginekologii-manual-issues-in-particular-gynecology-9808729/>.](https://www.books-up.ru/ru/book/voprosy-chastnoj-ginekologii-manual-issues-in-particular-gynecology-9808729/)
4. Strizhakov, A. N. Methodologyandmethodsofeducationalobstetrichistorytaking :tutorialguide / A. N. Strizhakov, I. V. Ignatko, A. M. Rodionova [etal.]. - Москва : ГЭОТАР-Медиа, 2022. - 80 с. - ISBN 978-5-9704-6449-6. - Текст :электронный // ЭБС "Консультант студента" : [сайт]. - URL : <https://www.studentlibrary.ru/book/ISBN9785970464496.html>

Russian Ministry of Science and Higher Education Ulyanovsk State University	Form	
F-Working Discipline Program		

Educational- methodical:

1. **Albutova M. L.** Methodological developments for independent work of students discipline «Ob/gynecology» for the specialty 31.05.01 «Medical business» (VII - VIII semester) / M. L. Albutova; Ulyanovsk State University. - Ulyanovsk :UISU, 2022. - 9 p. - Неопубликованный ресурс; Наангл. яз. - URL: <http://lib.ulsu.ru/MegaPro/Download/MObject/11600>. - Режим доступа: ЭБСУлГУ. - Текст :электронный.
2. **Bogdasarov A. Yu.** Methodological instructions for students' independent work for the discipline «Obstetrics and gynecology» block «Gynecology» for the specialty 31.05.01 «Medical business» (IX - X terms) / Bogdasarov A. Yu.; Ulyanovsk State University. - Ulyanovsk :UISU, 2022. - 9 p. - Неопубликованный ресурс; Наангл. яз. - URL: <http://lib.ulsu.ru/MegaPro/Download/MObject/11601>. - Режим доступа: ЭБСУлГУ. - Текст :электронный.
3. **Tajieva V. D.** Methodological instructions for students in preparation for practical exercises on the discipline «Obstetrics» for the specialty 31.05.01 «Medical business» (XI-XII semester) / V. D. Tajieva, O. A. Marinova; Ulyanovsk State University. - Ulyanovsk :UISU, 2022. - 31 p. - Неопубликованный ресурс; Наангл. яз. - URL: <http://lib.ulsu.ru/MegaPro/Download/MObject/11614>. - Режим доступа: ЭБСУлГУ. - Текст :электронный.

AGREED:

Leading specialist Магаришников Стас 1 2023

The position of the worker scientific library

Full name

signature

data

1. Электронно-библиотечные системы:

1.1. Цифровой образовательный ресурс IPRsmart:электронно-библиотечная система : сайт / ООО Компания«Ай Пи Ар Медиа». - Саратов, [2023]. –URL:<http://www.iprbookshop.ru>. – Режим доступа: для зарегистрир. пользователей. - Текст : электронный.

1.2. Образовательная платформа ЮРАЙТ: образовательный ресурс, электронная библиотека : сайт / ООО Электронное издательство«ЮРАЙТ». – Москва, [2023]. - URL: <https://urait.ru>. – Режим доступа: для зарегистрир. пользователей. - Текст : электронный.

1.3. База данных «Электронная библиотека технического ВУЗа (ЭБС «Консультант студента»):электронно-библиотечная система : сайт / ООО «Политехресурс». – Москва, [2023]. –URL:<https://www.studentlibrary.ru/cgi-bin/mb4x>. – Режим доступа: для зарегистрир. пользователей. –Текст : электронный.

1.4. Консультант врача. Электронная медицинская библиотека :база данных : сайт / ООО «Высшая школа организации и управления здравоохранением-Комплексный медицинский консалтинг». – Москва, [2023]. – URL: <https://www.rosmedlib.ru>. – Режим доступа: для зарегистрир. пользователей. – Текст : электронный.

1.5. Большая медицинская библиотека: электронно-библиотечная система: сайт / ООО «Букап». – Томск, [2023]. – URL: <https://www.books-up.ru/ru/library/> . – Режим доступа: для зарегистрир. пользователей. – Текст: электронный.

1.6. ЭБС Лань:электронно-библиотечная система: сайт/ ООО ЭБС «Лань». –Санкт-Петербург, [2023]. –URL:<https://e.lanbook.com>. – Режим доступа: для зарегистрир. пользователей. –Текст : электронный.

1.7. ЭБС Znanium.com:электронно-библиотечная система : сайт / ООО «Знаниум». - Москва, [2023]. - URL: <http://znanium.com> . – Режим доступа: для зарегистрир. пользователей. - Текст : электронный.

2. КонсультантПлюс [Электронный ресурс]: справочная правовая система. /ООО «Консультант Плюс» - Электрон. дан. - Москва :КонсультантПлюс, [2023].

3.Базы данных периодических изданий:

3.1. eLIBRARY.RU: научная электронная библиотека : сайт / ООО «Научная Электронная Библиотека». – Москва, [2023]. – URL: <http://elibrary.ru>. – Режим доступа : для авториз. пользователей. – Текст : электронный

3.2. Электронная библиотека «Издательского дома «Гребенников» (Grebinnikon) : электроннаябиблиотека / ООО ИД «Гребенников». – Москва, [2023]. – URL: <https://id2.action-media.ru/Personal/Products>. – Режим доступа : для авториз. пользователей. – Текст : электронный.


4. Федеральная государственная информационная система «Национальная электронная библиотека»:электронная библиотека: сайт / ФГБУ РГБ. – Москва, [2023]. – URL:<https://нэб.рф>. – Режим доступа: для пользователей научной библиотеки. –Текст : электронный.

5. Российское образование: федеральный портал / учредитель ФГАУ «ФИЦТО». – URL: <http://www.edu.ru>. – Текст : электронный.

6. Электронная библиотечная система УлГУ : модуль «Электронная библиотека» АБИС Мега-ПРО / ООО «Дата Экспресс». – URL:<http://lib.ulsu.ru/MegaPro/Web>. – Режим доступа :для пользователей научной библиотеки. – Текст : электронный.



Согласовано:


Ишениер Ведущий ; Ишениер Юль ; Ишениер | 20.04.2023
Должность сотрудника УИТГ | ИНО | Подпись | Дата

Russian Ministry of Science and Higher Education Ulyanovsk State University	Form	
F-Working Discipline Program		

LIST OF CHANGES of 3

**Educational plan of discipline
«Obstetrics and Gynecology»
31.05.01. "General Medicine"
(with the development of part of the program in English" № 1
Speciality 31.05.01. «General medicine»**

№	Content of the change or a link to the attached text of the	Full name of the head of the Department developing the discipline	Signature	Date
1	Introduction of changes to item C) Professional databases, information and reference systems item 11 "Educational, methodological and information support of the discipline" with the design of Appendix 1	<u>Trubnikova L.I.</u>		14.06.24
2	Introduction of changes to item A) Recommended Literature item 11 "Educational, methodological and information support of the discipline" with the design of Appendix 2	<u>Trubnikova L.I.</u>		14.06.24

Russian Ministry of Science and Higher Education Ulyanovsk State University	Form	
F-Working Discipline Program		

Appendix 1

EDUCATIONAL-METHODICAL AND INFORMATION SUPPORT OF DISCIPLINE

a) List of recommended literature

Main literature:

- 1 Sidorova, I. S. Obstetrics and gynecology : Vol. 1. Physiological obstetrics : textbook / Sidorova I. S. , Nikitina N. A. - Москва : ГЭОТАР-Медиа, 2021. - 336 с. - ISBN 978-5-9704-6010-8. - Текст :электронный // ЭБС "Консультантстудента" : [сайт]. - URL : <https://www.studentlibrary.ru/book/ISBN9785970460108.html>
- 2 Sidorova, I. S. Obstetrics and gynecology : Vol. 4. Gynecology : textbook / Sidorova I. S. , Unanyan A. L. , Nikitina N. A. - Москва : ГЭОТАР-Медиа, 2021. - 192 с. - ISBN 978-5-9704-6013-9. - Текст :электронный // ЭБС "Консультантстудента" : [сайт]. - URL : <https://www.studentlibrary.ru/book/ISBN9785970460139.html>


Additional literature:

- 1 Strizhakov, A. N. Methodology and methods of educational obstetric history taking : tutorial guide / A. N. Strizhakov, I. V. Ignatko, A. M. Rodionova [et al.]. - Москва :ГЭОТАР-Медиа, 2022. - 80 с. - ISBN 978-5-9704-6449-6. - Текст :электронный // ЭБС "Консультантстудента" : [сайт]. - URL : <https://www.studentlibrary.ru/book/ISBN9785970464496.html>
2. Radzinskiy, V. E. (Радзинский В. Е.) Gynecology : textbook / ed. by Radzinskiy V. E. , Fuks A. M. - Москва : ГЭОТАР-Медиа, 2020. - 896 с. - ISBN 978-5-9704-5799-3. - Текст :электронный // ЭБС "Консультантстудента" : [сайт]. - URL : <https://www.studentlibrary.ru/book/ISBN9785970457993.html>
3. Instruction and methodological manual on physiological obstetrics / M. L. Albutova, N. V. Voznesenskaya, T. Y. Kornilova [идр.] ; edited by L. I. Trubnikova ; Ulyanovsk State University, Faculty of Medicine, Departament of Obstetrics and Gynecology. - 3rd edition. - Электрон. текстовые дан. (1 файл : 3,91 Мб). - Ulyanovsk: ULSU, 2018. - Загл. с экрана. - Текст : электронный <http://lib.ulsu.ru/MegaPro/Download/MObject/1366>

Educational- methodical:

1. **Albutova M. L.** Methodological developments for independent work of students discipline «Ob/gynecology» for the specialty 31.05.01 «Medical business» (VII - VIII semester) / M. L. Albutova; Ulyanovsk State University. - Ulyanovsk :UISU, 2022. - 9 p. – Неопубликованный ресурс; На англ. яз. - URL: <http://lib.ulsu.ru/MegaPro/Download/MObject/11600>. - Режим доступа: ЭБС УлГУ. - Текст :электронный.
2. Bogdasarov A. Yu. Methodological instructions for students' independent work for the discipline «Obstetrics and gynecology» block «Gynecology» for the specialty 31.05.01 «Medical business» (IX - X terms) / Bogdasarov A. Yu.; Ulyanovsk State University. - Ulyanovsk :UISU, 2022. - 9 p. – Неопубликованный ресурс; На англ. яз. - URL: <http://lib.ulsu.ru/MegaPro/Download/MObject/11601>. - Режим доступа: ЭБС УлГУ. - Текст :электронный.
3. Tajieva V. D. Methodological instructions for students in preparation for practical exercises on the discipline «Obstetrics» for the specialty 31.05.01 «Medical business» (XI-XII semester) / V. D. Tajieva, O. A. Marinova; Ulyanovsk State University. - Ulyanovsk :UISU, 2022. - 31 p. – Неопубликованный ресурс; На англ. яз. - URL: <http://lib.ulsu.ru/MegaPro/Download/MObject/11614>. - Режим доступа: ЭБС УлГУ. - Текст :электронный.


AGREED:

Leading specialist Стадольникова /  / 2024_

The position of the worker scientific library Full name

signature

date

Russian Ministry of Science and Higher Education Ulyanovsk State University	Form	
F-Working Discipline Program		

Appendix 2

1. *Electronic library systems:*

1.1. Цифровой образовательный ресурс IPRsmart : электронно-библиотечная система : сайт / ООО Компания «Ай Пи Ар Медиа». - Саратов, [2024]. – URL: <http://www.iprbookshop.ru>. – Режим доступа: для зарегистрир. пользователей. - Текст : электронный.

1.2. Образовательная платформа ЮРАЙТ : образовательный ресурс, электронная библиотека : сайт / ООО Электронное издательство «ЮРАЙТ». – Москва, [2024]. - URL: <https://urait.ru> . – Режим доступа: для зарегистрир. пользователей. - Текст : электронный.

1.3. База данных «Электронная библиотека технического ВУЗа (ЭБС «Консультант студента») : электронно-библиотечная система : сайт / ООО «Политехресурс». – Москва, [2024]. – URL: <https://www.studentlibrary.ru/cgi-bin/mb4x>. – Режим доступа: для зарегистрир. пользователей. – Текст : электронный.

1.4. Консультант врача. Электронная медицинская библиотека : база данных : сайт / ООО «Высшая школа организации и управления здравоохранением-Комплексный медицинский консалтинг». – Москва, [2024]. – URL: <https://www.rosmedlib.ru>. – Режим доступа: для зарегистрир. пользователей. – Текст : электронный.

1.5. Большая медицинская библиотека : электронно-библиотечная система : сайт / ООО «Букап». – Томск, [2024]. – URL: <https://www.books-up.ru/ru/library/> . – Режим доступа: для зарегистрир. пользователей. – Текст : электронный.

1.6. ЭБС Лань : электронно-библиотечная система : сайт / ООО ЭБС «Лань». – Санкт-Петербург, [2024]. – URL: <https://e.lanbook.com>. – Режим доступа: для зарегистрир. пользователей. – Текст : электронный.

1.7. ЭБС Znanium.com : электронно-библиотечная система : сайт / ООО «Знаниум». - Москва, [2024]. - URL: <http://znanium.com> . – Режим доступа : для зарегистрир. пользователей. - Текст : электронный.

2. КонсультантПлюс [Электронный ресурс]: справочная правовая система. / ООО «Консультант Плюс» - Электрон. дан. - Москва : КонсультантПлюс, [2024].

3. eLIBRARY.RU: научная электронная библиотека : сайт / ООО «Научная Электронная Библиотека». – Москва, [2024]. – URL: <http://elibrary.ru>. – Режим доступа : для авториз. пользователей. – Текст : электронный

4. Федеральная государственная информационная система «Национальная электронная библиотека» : электронная библиотека : сайт / ФГБУ РГБ. – Москва, [2024]. – URL: <https://нэб.рф>. – Режим доступа : для пользователей научной библиотеки. – Текст : электронный.

5. Российское образование : федеральный портал / учредитель ФГАУ «ФИЦТО». – URL: <http://www.edu.ru>. – Текст : электронный.

6. Электронная библиотечная система УлГУ : модуль «Электронная библиотека» АБИС Мега-ПРО / ООО «Дата Экспресс». – URL: <http://lib.ulsu.ru/MegaPro/Web>. – Режим доступа : для пользователей научной библиотеки. – Текст : электронный.